



# CHILD CARE & EARLY LEARNING DIVISION

REAGAN MILLER, DIRECTOR

# CHILD CARE & EARLY LEARNING DIVISION



## Mission

To increase access to high-quality child care, promote early learning, and foster long-term self-sufficiency for families.



# TEXAS WORKFORCE COMMISSION – CHILD CARE SERVICES PROGRAM



Child care services are provided to low-income families to:



Financial Assistance

Create and promote long-term self-sufficiency by enabling parents to work, attend job training for work, or increase educational levels



Offer affordable, accessible, and quality child care, through Texas Rising Star-certified programs, that supports the physical, social, emotional, intellectual development, and safety of children, and



Consumer Info.

Empower parents to make informed choices regarding child care that best meets the family's needs.

# CHILD CARE FUNDING PIPELINE



TWC allocates funds to the 28 Local Workforce Boards for the Child Care Services (CCS) Program.

- In FY25, TWC allocated \$1.3 billion
- In FY26, TWC allocated \$1.4 billion

US Department of Health and Human Services  
Administration of Children and Families  
Office of Child Care

Texas Workforce Commission  
Child Care and Development Fund  
(CCDF)

- Other Partners
- Child Care Regulation
  - Dept. of Family & Protective Services
  - Other grantees providing Quality Improvement activities

28 Local Workforce  
Development Boards

Child Care Contractors

# CHILD CARE SERVICES (CCS) FINANCIAL ASSISTANCE



The Child Care Services (CCS) program helps eligible Texas families pay for child care so families can go to work, search for work, and attend school or job training.

- In FFY25, the CCS program supported:
  - ~149,000 average children per day
  - ~115,000 families
- In FFY25, the CCS program worked with:
  - ~7,700 regulated child care providers  
(approx. 50% of all regulated child care providers are serving 1 or more CCS child)

# CCS PROGRAM



## Percent of Eligible Population Served:

- Based on **2016 data**, Texas' Child Care Services program was serving **6.1% of all eligible children**, as compared to the national total of 7.8% of all eligible children
- Based on **2020 data**, Texas' Child Care Services program was serving **9.5% of all eligible children**, the same as the national total of 9.5% of all eligible children.

[https://www.clasp.org/sites/default/files/publications/2019/04/2019\\_inequitableaccess.pdf](https://www.clasp.org/sites/default/files/publications/2019/04/2019_inequitableaccess.pdf), Appendix II

[https://www.clasp.org/wp-content/uploads/2024/06/2024.6.27\\_Child-Care-Assistance-Landscape.pdf](https://www.clasp.org/wp-content/uploads/2024/06/2024.6.27_Child-Care-Assistance-Landscape.pdf), Appendix II

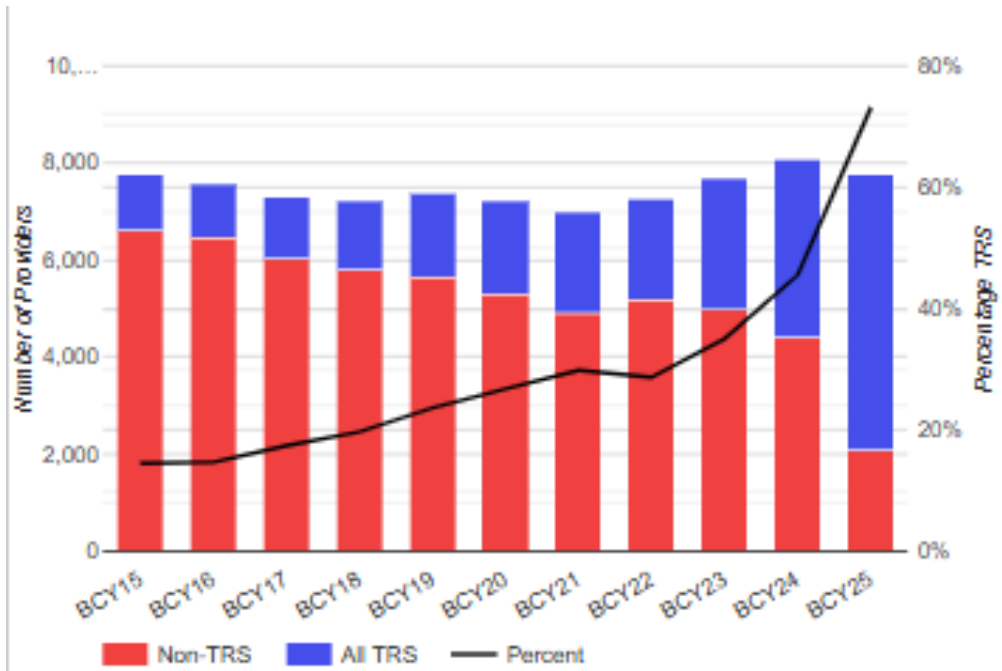
# TEXAS RISING STAR PROGRAM



- TWC is statutorily required to administer a **child care quality rating and improvement system, called Texas Rising Star**
  - Participating programs must exceed child care regulation minimum licensing requirements
  - Provider's meet higher quality standards to attain a 2-, 3-, or 4-Star rating
  - Provider's receive enhanced CCS reimbursement rates (of 5%, 7% and 9%)
- **Mandatory Texas Rising Star: Effective Oct 1, 2022,** subsidy providers must meet "Entry Level" requirements; they have 2 years to become Texas Rising Star certified at least at a 2-Star level



# TEXAS RISING STAR PROVIDERS

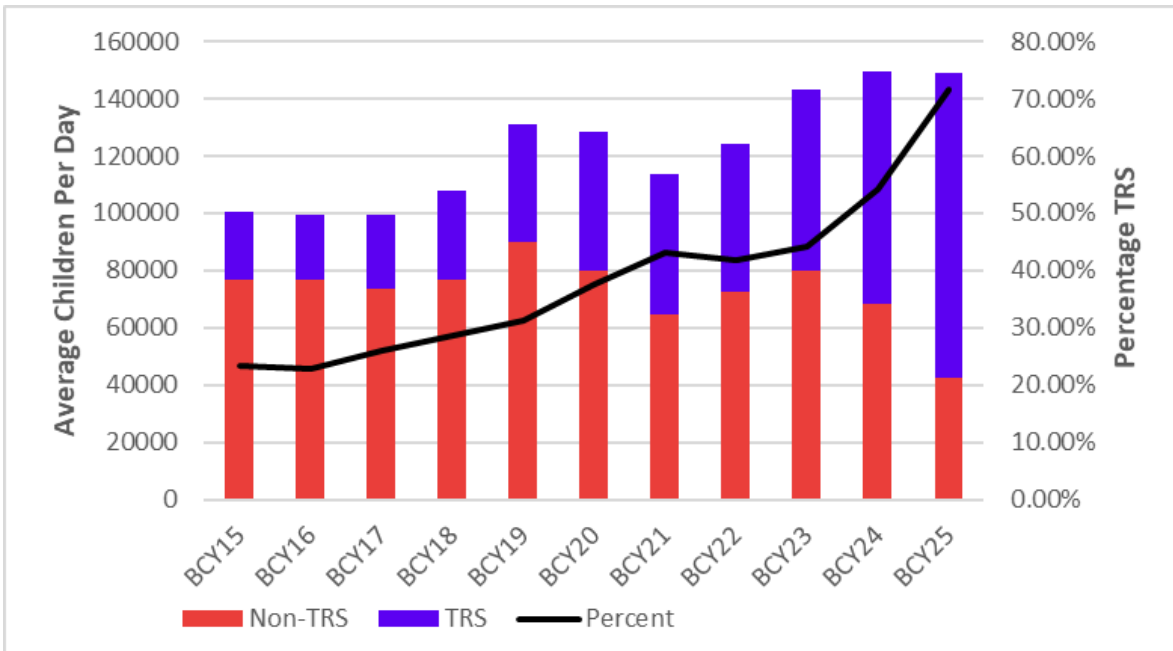


Year	Non-TRS Providers	TRS Providers	All Providers	Percentage TRS
BCY15	6,620	1,128	7,748	14.60%
BCY16	6,445	1,116	7,561	14.80%
BCY17	6,012	1,271	7,283	17.50%
BCY18	5,780	1,422	7,202	19.70%
BCY19	5,639	1,742	7,381	23.60%
BCY20	5,295	1,933	7,228	26.70%
BCY21	4,906	2,086	6,992	29.80%
BCY22	5,187	2,088	7,275	28.70%
BCY23	4,996	2,692	7,688	35.00%
BCY24	4,401	3,676	8,077	45.50%
BCY25	2,087	5,665	7,752	73.10%



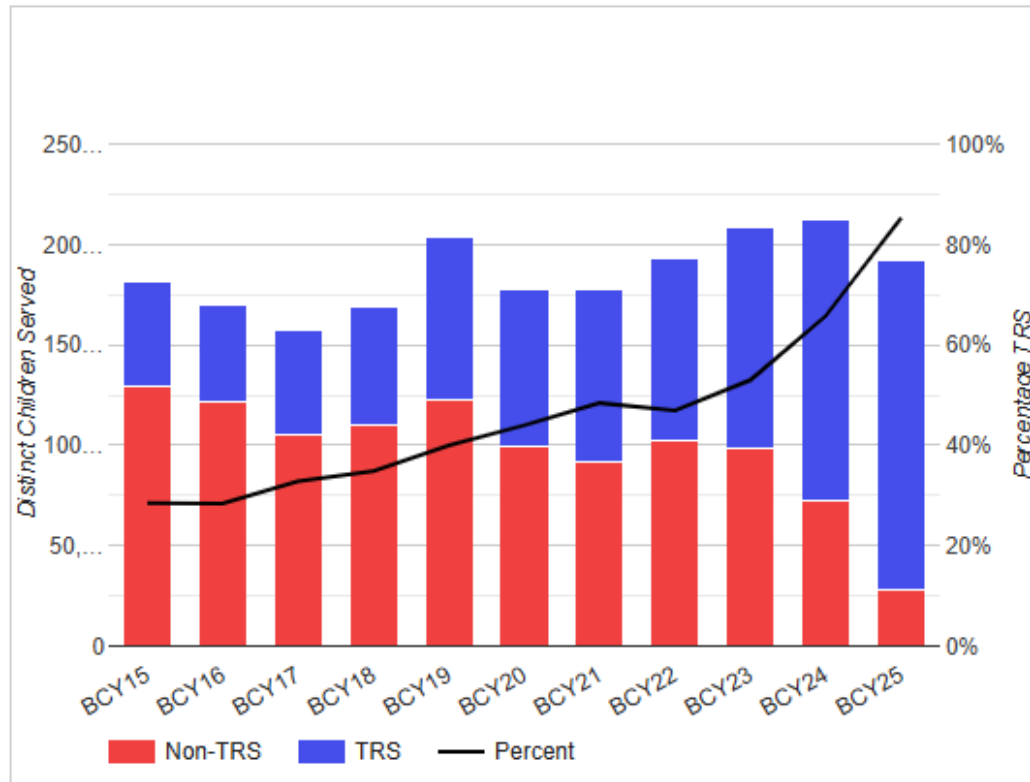
Texas   
Rising Star

# AVERAGE NUMBER OF CHILDREN SERVED PER DAY BY TWC



Year	Non-TRS Average	TRS Average	Combined Average	Percentage TRS
BCY15	76,975	23,412	100,387	23.30%
BCY16	76,823	22,878	99,701	22.90%
BCY17	73,738	25,958	99,696	26.00%
BCY18	76,920	30,777	107,697	28.60%
BCY19	89,940	40,983	130,923	31.30%
BCY20	79,947	48,363	128,310	37.70%
BCY21	64,459	49,107	113,566	43.20%
BCY22	72,374	51,752	124,126	41.70%
BCY23	79,839	63,121	142,960	44.20%
BCY24	68,265	81,223	149,488	54.30%
BCY25	42,373	106,590	148,963	71.60%

# TOTAL NUMBER OF CHILDREN SERVED ANNUALLY BY TWC



Year	Non-TRS Count	TRS Count	Combined Count	Percentage TRS
BCY15	129,638	51,638	181,276	28.50%
BCY16	121,653	48,209	169,862	28.40%
BCY17	105,692	51,674	157,366	32.80%
BCY18	110,429	58,952	169,381	34.80%
BCY19	122,135	81,250	203,385	39.90%
BCY20	99,271	77,857	177,128	44.00%
BCY21	91,437	85,785	177,222	48.40%
BCY22	102,241	90,416	192,657	46.90%
BCY23	98,203	110,675	208,878	53.00%
BCY24	72,527	139,355	211,882	65.80%
BCY25	28,309	163,740	192,049	85.30%

# CC&EL OVERVIEW – QUALITY IMPROVEMENT ACTIVITIES



**6% of the Boards' Annual Allocation** is reserved for local quality improvement activities (approx. \$82 million), for example:

- **Professional development** for child care programs (directors and staff)
- **Classroom materials, curriculum, etc.** for child care programs
- Other quality supports/activities (ex. **wage retention** initiatives, health and safety activities/, etc.)

TWC uses of CCDF funds for several **state-level quality improvement activities**, including

- Child Care **Business Coaching & Training**
- **Infant & Toddler Specialist Network (ITSN)** –funding that supports a network of subject matter experts to coach early childhood infant and toddler educators  
<https://texasitsn.org/>
- **Texas Rising Star Conference** – annual event with 4 conferences in FY26
- **Family Child Care Network** - <https://texasitsn.org/>
- **Child Care Expansion Initiative** – in procurement
- **Employer Child Care Solutions** –  
Employer <https://www.twc.texas.gov/programs/child-care/employer-child-care-solutions>

# INTERAGENCY EARLY CHILDHOOD COLLABORATIONS



## Quad Agency Child Care Initiative Commission

- TWC, TEA, HHSC, DFPS
- [Quad Agency Child Care Initiative - Texas Workforce Commission](#)

## Early Childhood Interagency Workgroup (ECIW)

- TWC (CC&EL)
- TEA (ECSE, Prekindergarten)
- HHSC (CCR, ECI, FSS)
- DHS (Maternal & Child Health)
- ECIW Shared Position
- Annual Interagency Texas Early Learning Collaborative Symposium

## Texas Early Learning Council

- Governor appointed members representing TWC, TEA, HHSC, DSHS, Head Start, Higher Education, Local Education Agencies
- Meets Quarterly

## Early Childhood Integrated Data System (ECIDS)

- TEA, TWC, HHSC, UT Health Science Center's Children's Learning Institute
- Codified with [HB 3963](#) in 89<sup>th</sup> Session
- ECIDS Roadmap developed by the TELC: [Texas Early Childhood Integrated Data System Roadmap](#)

# INTERAGENCY EARLY CHILDHOOD COLLABORATIONS



**Early Childhood Texas**  
Resources for Raising Kids

English ▾

Search...



Child Care &  
Education ▾

Health &  
Development ▾

Parenting ▾

Find a  
Program

Eligibility  
Screener ▾

About  
Us

## Early Childhood Texas webpage

<https://www.earlychildhood.texas.gov/>

- Launched in 2022
- Updated in 2025 to add a *new Eligibility Screener*

## Early Childhood Eligibility Screener

Check to see if your family may qualify for these free or low-cost early childhood education programs.

### Head Start

Free program that helps eligible children ages 3 to 5 get ready for school. It also offers free learning and support for eligible families.

### Early Head Start

Free program that serves eligible children ages birth to 3, and eligible pregnant women. It also offers free child development and support services to eligible families.

### Public Prekindergarten (Pre-k)

Free program that provides pre-k for eligible children ages 3 (where a program is available) to 5. It helps children with school readiness.

### Child Care Services (CCS)

Offers scholarships to help eligible families pay for child care for children ages birth to age 12, or up to age 18 if the child has a disability. This support makes it easier for families to work, go to school, or take part in job training.

[Begin Screener](#)

Answering these questions should take less than 15 minutes.

QUESTIONS?



Reagan Miller, Division Director

Child Care & Early Learning Division

[Reagan.miller2@twc.Texas.gov](mailto:Reagan.miller2@twc.Texas.gov)