# TSDS PEIMS and Accountability: Best Practices for the Summer Submission

May 6th, 2026
10:00-11:30am

Texas Education Agency

# Meet your Presenters

**Lacy Freeman**

Statewide CTE Coordinator

**Katie Jubert**

Principal Director of Performance Reporting Policy and Communications

**Jamie Muffoletto**

Data Standards, Data Quality, and Governance Manager

# Session Objectives

- Attendees will
  - know the critical data that comes from sources such TSDS PEIMS and how each data element impacts accountability ratings
  - know which TSDS PEIMS reports to leverage and who should look at them to ensure accurate submissions (and accurate accountability ratings!)
  - orient to accountability tools, and where they are housed, to support understanding of the system and data accuracy
  - learn about upcoming changes for TSDS submissions
  - learn who to contact if more help is needed
  - get their questions answered!

The Q and A is open - we will be answering questions in real time.

# Agenda

- Accountability overview & where PEIMS data impacts accountability ratings
- Summer Submission Data in Accountability
- Accurate Submissions and Verification through Reports
- Accountability Tools to Support Accurate Submissions
- Upcoming shifts to PEIMS Submission timelines
- Closing and Next Steps

# Data Submissions and Accountability

# The accountability system consists of three domains

| Domain 1 | Domain 2 | Domain 3 |
|---|---|---|
| **Student Achievement** | **School Progress** | **Closing the Gaps** |
| A | B | A |
| 93 out of 100 | 85 out of 100 | 96 out of 100 |
| Student Achievement measures whether students met expectations on the STAAR test. It also measures graduation rates and how prepared students are for success after high school. | School Progress shows how students perform over time and how the school's performance compares to other schools with similar economically disadvantaged student populations. | Closing the Gaps tells us how well a school is ensuring that all student groups are successful. |
| Additional Details | Additional Details | Additional Details |

# Each domain has sub-domains that are aggregated to create a domain score

Texas Education Agency

| Domain 1 | Domain 2 | Domain 3 |
|---|---|---|
| **Student Achievement** | **School Progress** | **Closing the Gaps** |
| A | B | A |
| 93 out of 100 | 85 out of 100 | 96 out of 100 |
| • Domain 1a – STAAR Achievement<br>• Domain 1b – CCMR<br>• Domain 1c – Long'l Grad Rate | • Domain 2a – STAAR Growth<br>• Domain 2b – STAAR Relative Performance | • Domain 3 – STAAR Achievement<br>• Domain 3 – STAAR Growth<br>• Domain 3 – Grad Rate<br>• Domain 3 – Student Success<br>• Domain 3 – School Quality (CCMR)<br>• Domain 3 – Progress in ELP |

# Domains 1 and 2 are calculated using data from all student groups; Domain 3 is calculated using data from all students ***and*** specific student groups

| Domain 1 | Domain 2 | Domain 3 |
|---|---|---|
| Student Achievement | School Progress | Closing the Gaps |
| A<br>93 out of 100 | B<br>85 out of 100 | A<br>[illegible] |
| • Domain 1a – STAAR Achievement<br>• Domain 1b – CCMR<br>• Domain 1c – Long'l Grad Rate | • Domain 2a – STAAR Growth<br>• Domain 2b – STAAR Relative Performance | • Domain 3 – STAAR Achievement<br>• Domain 3 – STAAR Growth<br>• Domain 3 – Grad Rate<br>• Domain 3 – Chronic Absenteeism<br>• Domain 3 – School Quality<br>• Domain 3 – Progress in ELP |

**All Students**

*All Students +*

**Students from Two Lowest Performing Racial/Ethnic Groups from Previous Year Accountability and High Focus Group**

# Accurate Data Submissions are a critical component to accurate accountability ratings

## Each domain has sub-domains that are aggregated to create a domain score

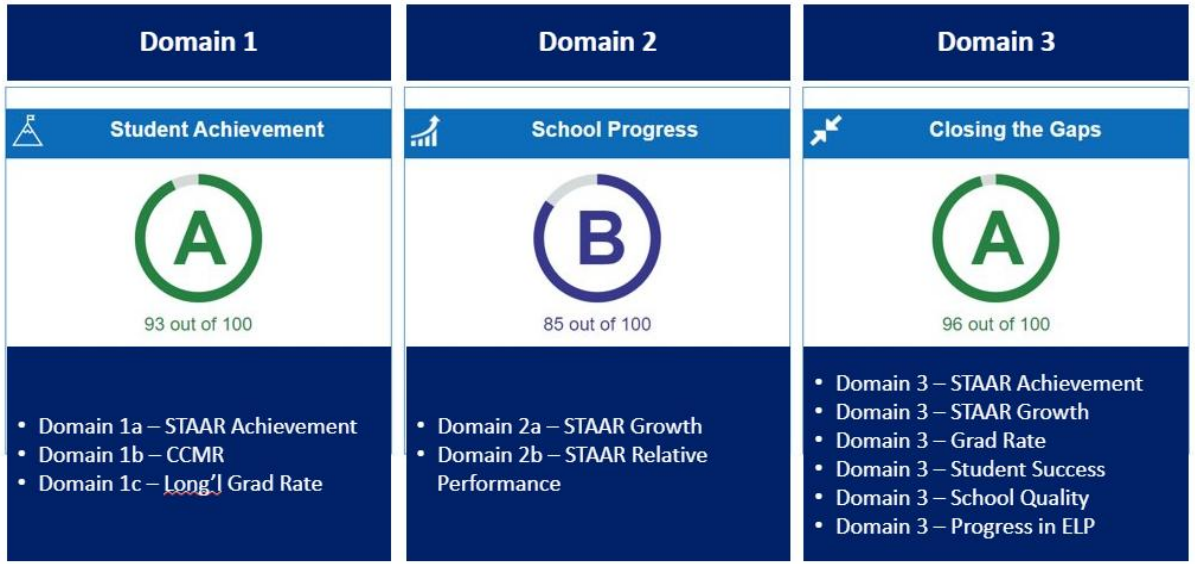


| Indicator | Data Source (Non-TSDS PEIMS) |
|---|---|
| Onramps | Onramps Program>PR |
| AP | College Board>Research>PR |
| IB | IB>Research>PR |
| SAT | College Board>Research>PR |
| ACT | ACT>Research>PR |
| TSIA | College Board>THECB>Research>PR |
| Level I & Level II Certificates | THECB>Research>PR |
| Military Readiness | DOD>PR |

**Each domain is calculated from numerous data sources**

**Most data comes from one of two major systems:**

- **Test Information Distribution Engine (TIDE)**
- **Texas Student Data System/Public Education Information Management System (TSDS PEIMS)**

**For additional information on TIDE please see:**

- PEIMS Student Demographic Listing and TIDE Webinar Slide Deck
- PEIMS Student Demographics Listing and TIDE Webinar Recording

# Question 1: True or False?

- True or False:
  - Data submitted through PEIMS is reflected in all three domains of the A-F system

# Question 1: Answer

| Domain | PEIMS Data Reflected |
|---|---|
| Domain 1: Student Achievement | CCMR for annual grads<br>• Associate's Degree<br>• College Prep Courses<br>• Dual Credit Courses<br>• IBCs + CTE status<br>• IEP and Workforce Readiness Graduates<br>• SpEd Graduates with Advanced Graduation Plans<br>Graduation Rates<br>• Best of 4, 5, or 6-year with state exclusions |
| Domain 2: School Progress | CCMR for annual grads<br>• Domain 2b: Relative Performance<br>Economically Disadvantaged Rate<br>• Domain 2b: Relative Performance |
| Domain 3: Closing the Gaps | School Quality (CCMR) for grads and 12th grade non-grads<br><br>Graduation Rate<br>• 4 year, without state exclusions |

# CCMR, which includes data reported through PEIMS, accounts for 40% of Domain 1, 50% of Domain 2b and 30% of Domain 3

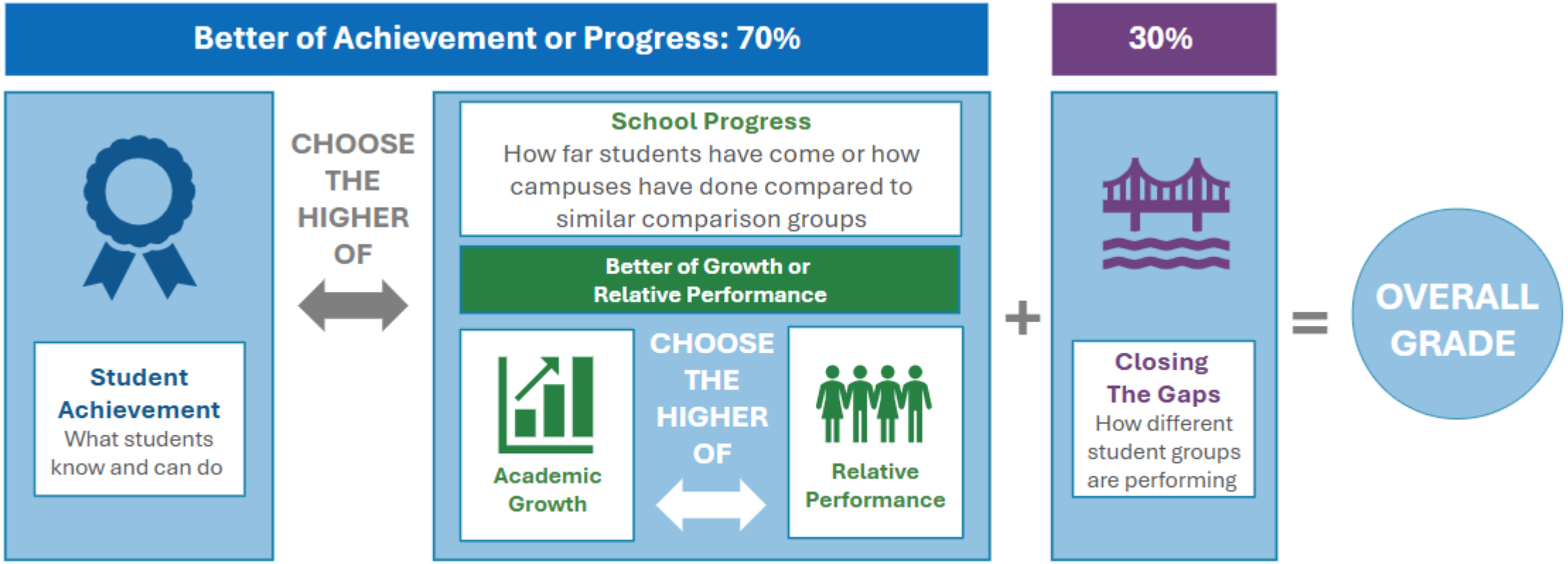


*Note: If a campus receives a D or an F for 3 of the 4 domains listed above, their final scale score is capped at 69 and 59 (respectively), unless the campus is not scored on all four domains, or the student achievement domain is above a D or F (respectively).*

# Graduation rate, which is reported through PEIMS, accounts for 20% of Domain 1 and 10% of Domain 3

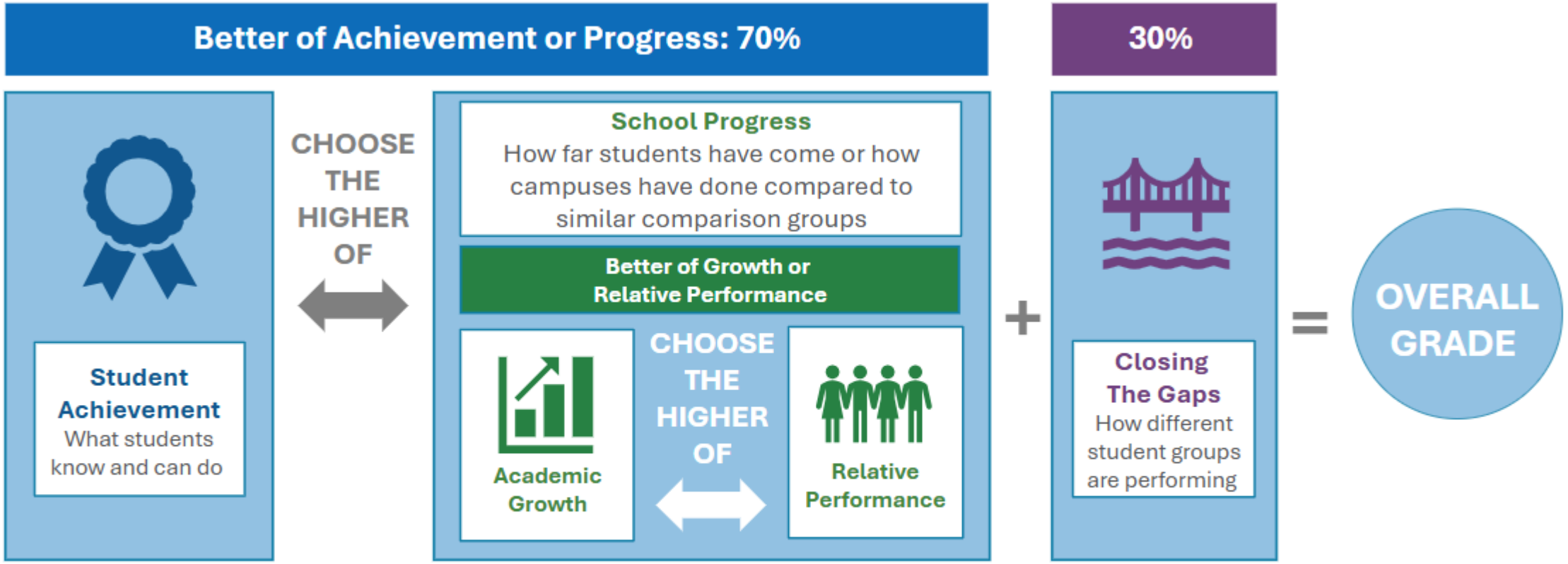


*Note: If a campus receives a D or an F for 3 of the 4 domains listed above, their final scale score is capped at 69 and 59 (respectively), unless the campus is not scored on all four domains, or the student achievement domain is above a D or F (respectively).*

# PEIMS Summer Data in Accountability

# The accountability manual includes TSDS PEIMS source data and reports

- Appendix H was upgraded in the 2026 Accountability Manual to provide more details about data sources for all accountability indicators.

## 6.2 College, Career, and Military Readiness (CCMR)

See Chapters 2–4 for detailed information on the methodology for each indicator used to calculate the CCMR results in each domain.

**Sources and Years of Data:**

| TSDS PEIMS Data Used for CCMR Indicators | TSDS PEIMS Data Source | TSDS PEIMS PDM Report | Data for |
|---|---|---|---|
| **Graduate with Completed IEP and Workforce Readiness** | Element ID:<br>• E0806 DiplomaType<br>○ 04, 05, 54, or 55 with table C062 | Fall<br>Leaver: Graduate roster by graduation type (PDM1-124-007) | during 2024–25, 2023–24, 2022–23, and 2021–22 school years |
| **Graduate under an Advanced Diploma Plan and be Identified as a Current Special Education Student** | Element IDs<br>• E0806 DiplomaType with table C062<br>○ RHSP: 19, 22, 25, 28, or 31<br>○ DAP: 20, 23, 26, 29, or 32<br>○ FHSP: 34, 35, 54, 55, 56, or 57<br>○ Texas-First: 40<br>• E3089 DistingLevelAchievementGraduate<br>○ Valu<br>• E3021 Endorse<br>○ Valu<br>Special Education<br>• Regular attend<br>• Regular attend<br>• Flexible attend<br>• Flexible attend | Fall<br>Leaver: Graduate roster by graduation type (PDM1-124-007) | |
| **Complete and Earn Credit for a College Prep Course** | Element IDs:<br>• E3071 Course<br>○ ELA<br>○ Mat<br>*uni<br>26 sc | | |

## 3.1 Inclusion of EB Students

An Emergent Bilingual (EB) is a student whose primary language is other than English and who is in the process of acquiring English. Current and monitored (through year 4) EB students are included in accountability calculations. A student is identified as a current EB student if the student is reported as emergent bilingual in TSDS PEIMS Fall Snapshot. This information may also be updated in the Test Information Distribution Engine (TIDE) in certain situations as specified in the *District and Campus Coordinator Resources* Calendar of Events for the accountability year.

1 = Identified as Emergent Bilingual (EB). A student is identified as a monitored EB student if the student is reported in TSDS PEIMS Fall Snapshot as having met the criteria for exiting a bilingual/ESL program and is in the first through fourth years of academic monitoring as required by 19 Texas Administrative Code, §89.1220(l). This information may also be updated in TIDE in certain situations as specified in the *District and Campus Coordinator Resources* Calendar of Events for the accountability year.

F = Monitored 1st Year (M1), reclassified from EB

S = Monitored 2nd Year (M2), reclassified from EB

3 = Monitored 3rd Year (M3), reclassified from EB

4 = Monitored 4th Year (M4), reclassified from EB

*(TSDS PEIMS DataElementID: E0790, EmergentBilingualIndicator)*

- EB students who are in their second year in U.S. schools who have a parental denial for EL services do not receive an EL Performance Measure and are included in the same manner as non-EB students.
- Ever EB are students reported in TSDS PEIMS as EB at any time while attending grades 9–12 in a Texas public school.

# Additional TEA resources also specify the data sources used in accountability rating calculations

- Academic Accountability Data Sources
  - Reflects a more comprehensive set of codes and specific PEIMS Data Collections. This resource and all accountability materials will continue to be updated to align with PEIMS updates as needed.

Office of Analytics, Assessment & Reporting

Was this resource helpful? Share your feedback.

## Academic Accountability Data Sources

### CCMR Accountability Data Sources

| Indicator | Data Source (TSDS PEIMS) and Accepted Values | 2025-2026 TSDS PEIMS PDM Report<br>Fall, Summer, and Extended Year Submissions | 2026-2027 TSDS PEIMS PDM Report<br>Summer and Extended Year Submissions |
|---|---|---|---|
| **Dual Credit**<br><br>*Note: Dual Credit course sequence codes impact TAPR reports and Distinction designations but do not impact CCMR Accountability.* | • **DualCreditIndicator** (E1011)<br>o Value = True<br>• **CollegeCreditHours** (E1081)<br>o Value = Total credit hours earned<br>• **CourseSequence** C135,E0948<br>o Value = D0,D2,D5,or D9<br>• **CourseAttemptResult** (C136, E0949)<br>o Value = 01 or 0800 | **SUMMER**<br>• Course Completion: Number of Students Completing Courses with Dual Credit or OnRamps (PDM3-133-002)<br>• Student: Students Completing Courses with Dual Credit or OnRamps (PDM3-120-008)<br>**EXTENDED YEAR**<br>• Course Completion: Students Completing Courses with Dual Credit (PDM4-133-003)<br>• Student: Students Dual Credit Courses and College Hours (PDM4-133-001) | **SUMMER**<br>• Course Completion: Number of Students Completing Courses with Dual Credit or OnRamps (PDM3-133-002)<br>• Student: Students Completing Courses with Dual Credit or OnRamps (PDM3-120-008)<br>**EXTENDED YEAR**<br>• Course Completion: Students Completing Courses with Dual Credit (PDM4-133-003)<br>• Student: Students with Credit Courses and College Hours (PDM4-133-001) |
| **Industry-Based Certification**<br><br>*CCMR through IBCs below* | •**PostSecondaryCertificationLicensure** (C214, E1640)<br>o Value = S code to match the IBC (C232, | **FALL**<br>• Industry-Based Certification Roster (PDM1-120-021)<br>**SUMMER**<br>• Student: Industry-Based Certification Roster (PDM3-120-019 Career and Student Roster<br>**EXTENDED**<br>• IBC Roster Career and Student Roster | **SUMMER**<br>• Student: Industry-Based Certification Roster (PDM3-120-019 Career and Student Roster<br>**EXTENDED**<br>• IBC Roster Career and Student Roster |

CCMR Indicators

PEIMS Data Sources and Accepted Values

Reports to run during specific submissions to ensure data accuracy in 2025-26

Reports to run during specific submissions to ensure data accuracy in 2026-27

# Using the Academic Accountability Data Sources resource, you can quickly spot which CCMR indicators include data collected during the summer submission

## CCMR Data Collected During the Summer (2025-26) PEIMS Submission

### Dual Credit
- 3 college credit hours in RLA or math OR
- 9 college credit hours in any subject

### Industry-Based Certifications
- Earn an IBC **AND**
- Complete an aligned Program of Study

### Associate's Degree
- Earned by August 31st

### College Prep Courses
- Meet TSI Criteria in RLA **and** Math
- Beginning with class of 2026, must be completed in 12th grade

### SpEd Graduate with Adv Grade Plan
- Identified as Special Education Student
- Specific graduation plan types

**College Prep Courses***

- **CourseCode** (Reference)
  - o Value = CPXXXXXX (RLA) or CPXXXXXX (Math)
- **CourseSequence** (C135, E0948)
  - o Value = 0, 2, 5, 9, D0, D2, D5, or D9
- **CourseAttemptResult** (C136, E0949)
  - o Value = 01 or 08
- **GradeLevel** (E0017)
  - o Value = 12

**SUMMER**
- Course Completion: Number of Students Completing Courses by Pass/Fail Indicator (PDM3-133-001)

**EXTENDED YEAR**
- Course Completion: Number of Students Completing Courses by Pass/Fail Indicator (PDM4-133-002)

*The highest grade level reported across all 6-week attendance periods from the Summer Submission will be used to determine if a student was in grade 12 when CP was earned.*

# Many CCMR Indicators are determined by multiple data sources. While components are collected during the summer submission, others may be collected in Extended Year or Fall Submissions or even across multiple years

| | | | |
|---|---|---|---|
| **Associates Degree** | • **AssociateDegreeIndicator** (C235, E1596)<br>o Value = 2, 3, 4, 5, or 6 | **FALL**<br>• School Leaver Roster (PDM1-124-004)<br>Graduate Roster by Graduation Type (PDM1-124-007)<br>**SUMMER**<br>• Student: Student Advanced Academic Roster by Grade (PDM3-120-010)<br>School Leaver Roster (PDM3-124-004)<br>Student Indicator Report by Grade (PDM3-120-007)<br>**EXTENDED YEAR**<br>• Student Advanced Academic Roster by Grade (PDM4-120-006) *coming soon<br>• Student Indicator Report by Grade (PDM3-120-003)*coming soon<br>• School Leaver Roster (PDM4-124-004) | **SUMMER**<br>• Student: Student Advanced Academic Roster by Grade (PDM3-120-010)<br>School Leaver Roster (PDM3-124-004)<br>Student Indicator Report by Grade (PDM3-120-007)<br>**EXTENDED YEAR**<br>• Student Advanced Academic Roster by Grade (PDM4-120-006)<br>• Student Indicator Report by Grade (PDM3-120-003)<br>• School Leaver Roster (PDM4-124-004) |

**For class of 2025 who earned an Associate Degree**

- **Advanced academic roster by grade (2024-2025 PEIMS Summer Submission)**
- **School leaver roster (2025-2026 PEIMS Fall Submission)**

**For class of 2026 who earn an Associate Degree**

- **Advanced academic roster by grade (2025-2026 PEIMS Summer Submission)**
- **School leaver roster (2025-2026 PEIMS Summer Submission) OR School leaver roster (2025-2026 PEIMS Extended Year Submission)**

**Ensuring data accuracy across ALL submissions ensures your students' accomplishments are accurately reflected in your accountability ratings**

# Data related to Industry-Based Certifications (IBCs) tends to present the greatest challenges

| Accountability Year | Annual Graduates | Earned IBC in Past 4 years | IBC- Program of Study Crosswalk | CTE Status |
|---|---|---|---|---|
| 2026 | 2025 | IBC List for Public School Accountability v.3 with sunsetting IBC limit applied | Aligned IBCs to Programs of Study Crosswalk 2024-25 | Concentrator |
| 2027 | 2026 | IBC List for Public School Accountability v.3 with sunsetting IBC limit applied **OR** IBC List for Public School Accountability v.4 | Aligned IBCs to Programs of Study Crosswalk 2025-30 | Completer |
| 2028 | 2027 | IBC List for Public School Accountability v.4 with 5% cap (or 5 students, whichever is greater) on tier 3 IBCs | | |

**Multiple data sources, across multiple submissions, are required to accurately calculate the IBC indicator**

The final data file, used in accountability calculations combines:

- Graduation status (or students enrolled in 12th grade who did not graduate, included in Domain 3 )
- CTE Status
- Program of Study
- Earned aligned IBC

Industry-Based Certifications and CTE courses must be correctly reported within PEIMS and aligned within the IBC-Program of Study Crosswalk for the graduate to earn CCMR credit.

# How to check whether the student will earn CCMR through an IBC + aligned program-of-study completer.

## Did the Student Earn an IBC?

| IBC Title | IBC Code | Licensure Result | Program of Study Code | Program of Study Title |
|---|---|---|---|---|
| Autodesk Associate (Certified User) AutoCAD | 939 | 01 | 006 | Architectural Drafting and Design |
| | | | 022 | Engineering Foundations |
| | | | 069 | Mechanical and Aerospace Engineering |
| | | | 070 | Electrical Engineering |
| | | | 071 | Civil Engineering |

**Yes**

- The IBC code is for a current IBC
- The Licensure Result is 01, meaning credit was earned

## Did the student earn a CTE status of Completer in any Program of Study?

| Program of Study Code | Program of Study Title | CTE Status |
|---|---|---|
| 002 | Advanced Manufacturing and Machinery Mechanics | Concentrator (6) |
| 022 | Engineering Foundations | Completer (7) |
| 049 | Renewable Energy | Concentrator (7) |

**Yes**

- The student is a Completer in one program of study

## Do any of the IBC's aligned Program of Study match a Program of Study with a CTE status of Completer?

| IBC Title | IBC Code | Licensure Result | Program of Study Code | Program of Study Title | CTE Status |
|---|---|---|---|---|---|
| Autodesk Associate (Certified User) AutoCAD | 939 | 01 | 006 | Architectural Drafting and Design | -- |
| | | | 022 | Engineering Foundations | Completer (7) |
| | | | 069 | Mechanical and Aerospace Engineering | -- |
| | | | 070 | Electrical Engineering | -- |
| | | | 071 | Civil Engineering | -- |

**Yes**

- IBC 939 was earned and aligns with POS 022
- The student has a CTE status of Completer in POS 022
- IBC 939 counts for CCMR Credit

# Question 2: True or False?

- True or False:
  - Data submitted during the 2025-26 Summer Submission will impact 2026 accountability ratings

# Question 2: Answer

- CCMR and Grad rate data lag by one year. For 2026 accountability, the last PEIMS submission that will impact ratings was the Fall 2025-26 submission
- Summer 2025-26 Submission data will impact 2027 accountability and subsequent years

# Accurate Submissions and Verification through Reports

# Leveraging reports to ensure data accuracy is a critical step for LEAs to ensure accurate accountability ratings

## The Texas Education Agency cannot see what is in your Student Information System (SIS)

- Ensuring accurate data submission is the responsibility of the LEA
- Reports are a tremendous resource for checking that your submission is correct
- For the Summer Submission
  - First submission due **June 18, 2026**
  - Resubmission due **July 16, 2026**

We encourage LEAs to:

- Schedule time with your PEIMS team, CCMR leads, Accountability leads, and district leadership
- Review every report connected to the Summer Submission to ensure what is in your records or SIS matches your PEIMS submission

# Working Together

- LEAs have until the PEIMS Summer Resubmission due date of July 16, 2026, or August 20, 2026, for school systems with year-round tracks, to correct any issues found in the PEIMS Summer Submission reports.
- Ask the PEIMS Coordinator for the most recent copy of ALL reports listed in this presentation from the TSDS PEIMS application and review each student that will be evaluated in the 2026 accountability
  - 2025 graduates
  - Non-graduates who were listed as 12th graders in your fall snapshot

# PEIMS - Summer Submission 2025-2026

Home: Special Reports / District-Level QA Reports / PDM3-231-002 Percentage of Change from Previous Year

## PDM3-231-002 Percentage of Change from Previous Year

### Description

This report compares the percentage change of student counts in various programs and statuses from the previous year to the current year for a campus or LEA. As a resource for verifying student participation, this report supports your LEA in verifying data submission.

This report is divided into the following sections:

- Student Attendance
- College Prep
- Dual Credit
- Leavers & Grads
- Student Demographics, Characteristics & Programs

When the superintendent approves the LEA's submission, the PEIMS application autogenerates this report to be included in the Statement of Approval (SOA) for the superintendent based on the final review of the LEA's PEIMS data.

Availability: LEA and Campus

## Things to Review:

Any large increase or decrease can be explained.

Note: for the new leaver and graduate section for *previous year* is not showing the correct numbers. This is a known issue and is set to be fixed on May 15, 2026.

Home » View Reports

PEIMS Reports Help

## View Reports

### Standard Reports

The core group of PEIMS reports. Availability: These reports are available at any time and reflect the current state of the data.

Select

### Special Reports

Summary reports that help completers, approvers, and accepters review a collection. Availability: These reports are available at any time and reflect the current state of the data.

District Level QA

*Hide Reports List*

| Report # | Report Name | XLS | | PDF | | CSV | |
|---|---|---|---|---|---|---|---|
| | | Status | Run | Status | Run | Status | Run |
| PDM3-231-001 | Attendance Percent Change From the Previous Year | | | | | | |
| PDM3-231-002 | Percentage of Change from Previous Year | | | | | | |

# PDM3-231-002

Texas Education Agency
PDM3-231-002
vnn.n.n

TSDS PEIMS PERCENTAGE OF CHANGE FROM PREVIOUS YEAR
LEA-level Data
Campuses: All Campuses
2025-2026 Summer First Submission Instance

Monday 5/9/2025 2:41PM
Page n of n

LEA: nnnnnn - LEA_Name1

| | | 2024-2025 | 2025-2026 | Change | % Change |
|---|---|---|---|---|---|
| Total Refined ADA (Includes EE-12) | | 2,875.046 | 2,881.581 * | 6.535 | 0.227 |
| Career & Technical Education FTE | | 179.986 | | -179.99 | -100.000 |
| CTE Tier 1 | | | 115.141 | 115.141 | 100.000 |
| CTE Tier 2 (incl. Flex) | | | 72.342 | 72.342 | 100.000 |
| CTE Tier 3 | | | 86.108 | 86.108 | 100.000 |
| Total Special Education FTE | | 85.108 | 75.913 | -9.195 | -10.804 |
| Speech Therapy FTE | (00) | 4.028 | 4.543 | 0.515 | 12.786 |
| Homebound FTE | (01) | 0.150 | 0.288 | 0.138 | 92.000 |
| Hospital Class FTE | (02) | 0.000 | 0.000 | 0 | 0.000 |
| Resource Room FTE | ** | 68.983 | 59.698 | -9.285 | -13.460 |
| VAC FTE | (08) | 0.000 | 0.000 | 0 | 0.000 |
| Off Home Campus FTE | *** | 0.867 | 2.410 | 1.543 | 177.970 |
| State School FTE | (30) | 0.000 | 0.000 | 0 | 0.000 |
| Residential Care/Treat FTE | **** | 0.000 | 0.000 | 0 | 0.000 |
| Self-Contained Mild/Mod FTE | ***** | 10.654 | 8.974 | -1.68 | -15.769 |
| Full-Time Early Spec Ed | (45) | 0.426 | 0.000 | -0.426 | -100.000 |
| SpecEd Main Refined ADA | | 102.021 | 99.945 | -2.076 | -2.035 |
| BE - Bilingual/ESL Refined ADA | | nnn,nnn.nnn | 84.105 | 9.135 | 12.185 |
| D1 - Bil Dual Lang Refined ADA | | nnn,nnn.nnn | nnn,nnn.nnn | n.nnn | n.nnn |
| D2 (EB) - Bil Dual Lang Refined ADA | | nnn,nnn.nnn | nnn,nnn.nnn | n.nnn | n.nnn |
| D2 (Non-EB) - Bil Dual Lang Refined ADA | | nnn,nnn.nnn | nnn,nnn.nnn | n.nnn | n.nnn |
| B1 - Bil Refined ADA | | nnn,nnn.nnn | nnn,nnn.nnn | n.nnn | n.nnn |
| E1 - ESL Refined ADA | | nnn,nnn.nnn | nnn,nnn.nnn | n.nnn | n.nnn |
| D3 (EB) - Dual Lang Refined ADA | | nnn,nnn.nnn | nnn,nnn.nnn | n.nnn | n.nnn |
| D4 (Non-EB) - Dual Land Refined ADA | | nnn,nnn.nnn | nnn,nnn.nnn | n.nnn | n.nnn |
| D5 (EB) - Alt Dual Lang Refined ADA | | nnn,nnn.nnn | nnn,nnn.nnn | n.nnn | n.nnn |
| D6 (Non-EB) Alt Dual Lang Refined ADA | | nnn,nnn.nnn | nnn,nnn.nnn | n.nnn | n.nnn |
| Res Facility Refined ADA | | nnn,nnn.nnn | nnn,nnn.nnn | n.nnn | n.nnn |
| Early Ed Eco Dis Refined ADA | | nnn,nnn.nnn | nnn,nnn.nnn | n.nnn | n.nnn |
| Early Ed Lang Refined ADA | | nnn,nnn.nnn | nnn,nnn.nnn | n.nnn | n.nnn |
| Pregnancy Related Services FTE | | 0.149 | 0.000 | -0.149 | -100.000 |
| R-PEP Total FTE | | 0.000 | 13.449 | 13.449 | 100.000 |
| R-PEP Eco Dis FTE | | 0.000 | 8.974 | 8.974 | 100.000 |
| R-PEP Non-Eco Dis FTE | | 0.000 | 4.475 | 4.475 | 100.000 |
| Gifted & Talented Enrollment # | | 214 | 214 | 0 | 0.000 |
| Emergent Bilingual Counts # | | 92 | 96 | 4 | 4.348 |

# PEIMS - Summer Submission 2025-2026

## PDM3-133-001 Number of Students Completing Courses by Pass/Fail Indicator

### Report Description

This report summarizes the counts and totals of students for all grades by course sequence and pass/fail indicator codes for students who have completed either:

- High school courses, OR
- Any course in any grade level where instruction is received via the Texas Virtual School Network (TxVSN) Online Schools program, or the TxVSN Statewide Online Course Catalog

Availability: LEA, Campus

### *Selection Parameters*

Use selection parameters to specify the data to be retrieved on your report:

- Organization Level—By LEA or campus
- Campus ID—One or more campus IDs

Home » View Reports

## View Reports

PEIMS Reports Help

### Standard Reports

The core group of PEIMS reports. Availability: These reports are available at any time and reflect the current state of the data.

Course Completion

*Hide Reports List*

| Report # | Report Name | XLS | | PDF | | CSV | |
|---|---|---|---|---|---|---|---|
| | | Status | Run | Status | Run | Status | Run |
| PDM3-133-001 | Number of Students Completing Courses by Pass/Fail Indicator | | | | | | |
| PDM3-133-002 | Number of Students Completing Courses with Dual Credit or OnRamps | | | | | | |
| PDM3-133-003 | Students Participating In Dropout Recovery Program | | | | | | |

## Things to Review:

Check CourseCodes = CPXXXXXX (RLA)
Or CPXXXXXX (Math)
CourseSequence (C135)
Value = 0, 2, 5, 9, D0, D2, D5, or D9
CourseAttemptResult (C136)
Value = 01 or 08

# PDM3-133-001

Texas Education Agency
PDM3-133-001
Vn.n.n

TSDS PEIMS NUMBER OF STUDENTS COMPLETING COURSES BY PASS/FAIL INDICATOR
LEA-Level Data
Campuses: 001, 006
2013-2014 Summer Collection, First Submission

Monday 6/05/2017 2:41PM
Page n of n

LEA: nnnnnn - DistrictName1

Pass/Fail Credit Indicator

| Service ID | Course Description | Seq | 01 | 02 | 03 | 04 | 05 | 06 | 07 | 08 | 09 | 10 | 11 | 12 | 13 | 14 | Total |
|---|---|---|---|---|---|---|---|---|---|---|---|---|---|---|---|---|---|
| ServiceCode1 | aaaaaaaaaaaaaaaa | n | n | n | n | n | n | n | n | n | n | n | n | n | n | n | n,nnn |
| | | n | n | n | n | n | n | n | n | n | n | n | n | n | n | n | n,nnn |
| | | | n | n | n | n | n | n | n | n | n | n | n | n | n | n | n,nnn |
| ServiceCode3 | aaaaaaaaaaaaaaaa | n | n | n | n | n | n | n | n | n | n | n | n | n | n | n | n,nnn |
| | | n | n | n | n | n | n | n | n | n | n | n | n | n | n | n | n,nnn |
| | | n | n | n | n | n | n | n | n | n | n | n | n | n | n | n | n,nnn |
| | | | n | n | n | n | n | n | n | n | n | n | n | n | n | n | n,nnn |
| ServiceCode6 | aaaaaaaaaaaaaaaa | n | n | n | n | n | n | n | n | n | n | n | n | n | n | n | n,nnn |
| | | n | n | n | n | n | n | n | n | n | n | n | n | n | n | n | n,nnn |
| | | n | n | n | n | n | n | n | n | n | n | n | n | n | n | n | n,nnn |
| | | n | n | n | n | n | n | n | n | n | n | n | n | n | n | n | n,nnn |
| | | | n | n | n | n | n | n | n | n | n | n | n | n | n | n | n,nnn |
| | Total | | n,nnn | n,nnn | n,nnn | n,nnn | n,nnn | n,nnn | n,nnn | n,nnn | n,nnn | n,nnn | n,nnn | n,nnn | n,nnn | n,nnn | nnn,nnn |

# PEIMS - Summer Submission 2025-2026

Texas Education Agency

Home: Summer Standard Reports / Student Reports / PDM3-120-008 Students with Dual Credit Courses and College Credit Hours-copy

## PDM3-120-008 Students with Dual Credit Courses and College Credit Hours

### Report Description

This report lists students who take dual-credit courses or earn college credit hours.

Availability: ESC, LEA, and Campus

### *Selection Parameters*

Use selection parameters to specify the data to be retrieved on your report:

- Organization Level—By LEA or campus
- Campus ID—One or more campus IDs
- Display Full or Partial SSN/Alt ID—Option for displaying partial or full student IDs

Home » View Reports

PEIMS Reports Help

## View Reports

### Standard Reports

The core group of PEIMS reports. Availability: These reports are available at any time and reflect the current state of the data.

Student

*Hide Reports List*

| Report # | Report Name | XLS | | PDF | | CSV | |
|---|---|---|---|---|---|---|---|
| | | Status | Run | Status | Run | Status | Run |
| PDM3-120-002 | Migratory Students by Grade | | | | | | |
| PDM3-120-003 | Campus ID of Accountability Roster | | | | | | |
| PDM3-120-004 | Disaggregation of PEIMS Summer Attendance Data | | | | | | |
| PDM3-120-005 | Student Crisis Code Roster | | | | | | |
| PDM3-120-006 | Students Participating in Regional Day School Program for the Deaf | | | | | | |
| PDM3-120-007 | Student Indicator Report by Grade | | | | | | |
| PDM3-120-008 | Students Completing Courses with Dual Credit or OnRamps | | | | | | |

# Things to Review:

Check DualCreditIndicator (E1011)
Value = True
CollegeCreditHours (E1081)
Value = Number of hours earned
CourseAttemptResults (C136)
Value = 01 or 08

# PDM3-120-008

Texas Education Agency
PDM3-120-008
Vn.n.n
***CONFIDENTIAL***
LEA: nnnnnn - DistrictName1
Campus: nnnnnnnnn - Campus Name

**Grade: nn**

TSDS PEIMS STUDENTS COMPLETING COURSES WITH DUAL CREDIT OR ONRAMPS
Campus-level Data
Campuses: 002
2013-2014 Summer Collection, Resubmission

Monday 8/10/2017 2:41PM
Page n of n

| Student Name | Unique ID | Local ID | Student ID | Service ID | Course Description | Class ID | Course Sequence | Non Campus Instruction | Course Finish | Pass/Fail Credit | Dual Credit Indicator | College Credit Hours | OnRamps Dual Enrollmnt |
|---|---|---|---|---|---|---|---|---|---|---|---|---|---|
| Lname, First MiddleName1 | nnnnnnnnnn | nnnnnnnnn | XXXXXnnnn | nnnnnnnn | aaaaaaaaaaaaaaaa | nnnnnnnnnnnnnnnnnnn | nn | nn | n | nn | | | n |
| Lname, First MiddleName2 | nnnnnnnnnn | | XXXXXnnnn | nnnnnnnn | aaaaaaaaaaaaaaaa | nnnnnnnnnnnnnnnnnnn | nn | nn | n | nn | n | nn | |
| Lname Gen, First MiddleName3 | nnnnnnnnnn | | XXXXXnnnn | nnnnnnnn | aaaaaaaaaaaaaaaa | nnnnnnnnnnnnnnnnnnn | nn | nn | n | nn | | | n |
| Lname, First MiddleName4 | nnnnnnnnnn | nnnnnnnnn | XXXXXnnnn | nnnnnnnn | aaaaaaaaaaaaaaaa | nnnnnnnnnnnnnnnnnnn | nn | nn | n | nn | n | nn | n |
| Lname, First MiddleName5 | nnnnnnnnnn | | XXXXXnnnn | nnnnnnnn | aaaaaaaaaaaaaaaa | nnnnnnnnnnnnnnnnnnn | nn | nn | n | nn | | | |

# PEIMS - Summer Submission 2025-2026

Texas Education Agency

Home: Summer Standard Reports / Student Reports / PDM3-120-007 Student Indicator Report by Grade

## PDM3-120-007 Student Indicator Report by Grade

### Report Description

The Student Indicator Report by Grade lists students according to various demographics and program enrollment.

You can use the **Student Program Indicator Code** drop-down list and **Career & Technical Education** selections to specify data to be retrieved for the report.

Availability: LEA and Campus

### *Selection Parameters*

Use selection parameters to specify the data to be retrieved on your report:

- Organization Level—By LEA or campus
- Campus ID—One or more campus IDs
- Display Full or Partial SSN/Alt ID—Option for displaying partial or full student IDs
- Student Program Indicator Code—Option for selecting data pertaining only to a particular student program, or data for **All Students** (default)

Home » View Reports

PEIMS Reports Help

## View Reports

### Standard Reports

The core group of PEIMS reports. Availability: These reports are available at any time and reflect the current state of the data.

Student

*Hide Reports List*

| Report # | Report Name | XLS | | PDF | | CSV | |
|---|---|---|---|---|---|---|---|
| | | Status | Run | Status | Run | Status | Run |
| PDM3-120-002 | Migratory Students by Grade | | | | | | |
| PDM3-120-003 | Campus ID of Accountability Roster | | | | | | |
| PDM3-120-004 | Disaggregation of PEIMS Summer Attendance Data | | | | | | |
| PDM3-120-005 | Student Crisis Code Roster | | | | | | |
| PDM3-120-006 | Students Participating in Regional Day School Program for the Deaf | | | | | | |
| PDM3-120-007 | Student Indicator Report by Grade | | | | | | |
| PDM3-120-008 | Students Completing Courses with Dual Credit or OnRamps | | | | | | |
| PDM3-120-009 | Student Foundation High School Program Roster by Grade | | | | | | |

# Things to Review:

Check AssociateDegreeIndicator (C235)

Value = 2, 3, 4, 5, or 6

# PDM3-120-007

Texas Education Agency
PDM3-120-007
Vn.n.n
***CONFIDENTIAL***
LEA: nnnnnn - DistrictName1

TSDS PEIMS STUDENT INDICATOR REPORT BY GRADE
LEA-level Data | Parameter
Campuses: 002, 007, 009, 016
2022-2023 Summer Resubmission Instance

Monday 10/26/2026 2:41PM
Page n of n

**Grade: nn**

| Student Name | Unique ID | Local ID | Student ID | Sex | Eth | Date of Birth | As Of | Special Ed | Attr | Eco Dis | Asy Ref | Mig | CTE | Mil Con | Fost Care | Assoc Degree | Intervention Strategy | Section 504 | Dyslexia Indicator Code | Dyslexia Risk | IGC | Gen Ed Homebound | Homeless | Unaccompanied Youth | Virtual Student Not In Mbrshp | IEP Continuer |
|---|---|---|---|---|---|---|---|---|---|---|---|---|---|---|---|---|---|---|---|---|---|---|---|---|---|---|
| Lname Gencode, FirstMName1 | nnnnnnnnn | nnnnnnnnn | nnnnnnnnn | M | A | mm/dd/yyyy | X | n | nn | nn | n | n | n | | | n | n | n | | | nn | n | | | n | n |
| Lname Gencode, FirstMName2 | nnnnnnnnn | nnnnnnnnn | nnnnnnnnn | M | A | mm/dd/yyyy | X | n | nn | nn | n | n | | | n | | n | n | | nn | | n | nn | nn | | |
| Lname Gencode, FirstMName3 | nnnnnnnnn | nnnnnnnnn | nnnnnnnnn | M | A | mm/dd/yyyy | X | n | nn | nn | n | n | n | n | | | n | n | n | nn | | n | | | | |
| Lname Gencode, FirstMName4 | nnnnnnnnn | nnnnnnnnn | nnnnnnnnn | M | A | mm/dd/yyyy | X | n | nn | nn | n | n | n | n | | n | n | n | | | | n | nn | nn | n | n |
| Lname Gencode, FirstMName5 | nnnnnnnnn | nnnnnnnnn | nnnnnnnnn | M | A | mm/dd/yyyy | X | n | nn | nn | n | n | | | n | | n | n | n | nn | nn | n | | | | |

| | Special Ed | Attr | Eco Dis | Asy Ref | Mig | CTE | Mil Con | Fost Care | Assoc Degree | Intervention Strategy | Section 504 | Dyslexia Indicator Code | Dyslexia Risk | IGC | Gen Ed Homebound | Homeless | Unaccompanied Youth | Virtual Student Not In Mbrshp | IEP Continuer |
|---|---|---|---|---|---|---|---|---|---|---|---|---|---|---|---|---|---|---|---|
| Student Indicator Totals for Grade: | nn,nnn | nn,nnn | nn,nnn | nn,nnn | nn,nnn | nn,nnn | nn,nnn | nn,nnn | nn,nnn | nn,nnn | nn,nnn | nn,nnn | nn,nnn | nn,nnn | nn,nnn | nn,nnn | nn,nnn | nn,nnn | nn,nnn |

Total Students for Grade: nn,nnn

| | Special Ed | Attr | Eco Dis | Asy Ref | Mig | CTE | Mil Con | Fost Care | Assoc Degree | Intervention Strategy | Section 504 | Dyslexia Indicator Code | Dyslexia Risk | IGC | Gen Ed Homebound | Homeless | Unaccompanied Youth | Virtual Student Not In Mbrshp | IEP Continuer |
|---|---|---|---|---|---|---|---|---|---|---|---|---|---|---|---|---|---|---|---|
| Student Indicator Totals for LEA: | nn,nnn | nn,nnn | nn,nnn | nn,nnn | nn,nnn | nn,nnn | nn,nnn | nn,nnn | nn,nnn | nn,nnn | nn,nnn | nn,nnn | nn,nnn | nn,nnn | nn,nnn | nn,nnn | nn,nnn | nn,nnn | nn,nnn |

Total Students for LEA: nnn,nnn

# PEIMS - Summer Submission 2025-2026

Texas Education Agency

Home: Summer Standard Reports / Student Reports / PDM3-120-019 Industry-Based Certification Roster

## PDM3-120-019 Industry-Based Certification Roster

### Report Description

The Industry-Based Certification Roster report displays a student's post-secondary industry certification and licensure information reported for the PEIMS summer submission. Industry certifications obtained between September 1 and May 31 of a given school year are reported within this submission.

Availability: LEA and Campus

### *Selection Parameters*

Use selection parameters to specify the data to be retrieved on your report:

- Organization Level—By LEA or campus
- Campus ID—One or more campus IDs
- Display Full or Partial SSN-Alt ID—Option for displaying partial or full student IDs

## Things to Review:

Check PostSecondaryCertLicensureResult (C232)
Value = 01 (earned) for CCMR calculations

Home » View Reports

## View Reports

PEIMS Reports Help

### Standard Reports

The core group of PEIMS reports. Availability: These reports are available at any time and reflect the current state of the data.

Student

*Hide Reports List*

| Report # | Report Name | XLS | | PDF | | CSV | |
|---|---|---|---|---|---|---|---|
| | | Status | Run | Status | Run | Status | Run |
| PDM3-120-002 | Migratory Students by Grade | | | | | | |
| PDM3-120-003 | Campus ID of Accountability Roster | | | | | | |
| PDM3-120-004 | Disaggregation of PEIMS Summer Attendance Data | | | | | | |
| PDM3-120-005 | Student Crisis Code Roster | | | | | | |
| PDM3-120-006 | Students Participating in Regional Day School Program for the Deaf | | | | | | |
| PDM3-120-007 | Student Indicator Report by Grade | | | | | | |
| PDM3-120-018 | Student Dyslexia or Related Services Roster | | | | | | |
| PDM3-120-019 | Industry-Based Certification Roster | | | | | | |
| PDM3-120-020 | Student Truancy Roster | | | | | | |
| PDM3-120-021 | Student Dyslexia Screening Roster By Grade | | | | | | |
| PDM3-120-022 | Virtual Students Not In Membership | | | | | | |
| PDM3-120-023 | Student Census Block Group Roster | | | | | | |

# PDM3-120-019

Texas Education Agency
PDM3-120-019
vnn.n.n
*** **CONFIDENTIAL** ***
LEA: nnnnnn - DistrictName1
Campus: nnnnnn - CampusName1

TSDS PEIMS INDUSTRY-BASED CERTIFICATION ROSTER
**Campus-level Data**
2023-2024 Summer, First Submission

Monday 10/30/2023 2:41PM
Page n of n

| Student Name | Unique ID | Local ID | Student ID | Sex | Ethnicity/ Race | Date of Birth | Post-Sec Cert Lic Code | Post-Sec Cert Lic Result | Certification Eff Date | Vendor Code | Vendor Name | Exam Fee Amt | Bckgrd Chk Cost |
|---|---|---|---|---|---|---|---|---|---|---|---|---|---|
| Lname Gen, Fname MName1 | nnnnnn | nnnnnn | nnnnnnnnn | M | A | mm/dd/yyyy | nnnn | nn | mm/dd/yyyy | nnnn | nnnnnnnnnnnnnnn | | |
| Lname Gen, Fname MName2 | nnnnnn | | nnnnnnnnn | F | A | mm/dd/yyyy | nnnn | nn | mm/dd/yyyy | nnnn | nnnnnnnnnnnnnnn | nnn.nn | nnn.nn |
| | | | | | | | nnnn | nn | mm/dd/yyyy | nnnn | nnnnnnnnnnnnnnn | nnn.nn | nnn.nn |
| | | | | | | | nnnn | nn | mm/dd/yyyy | nnnn | nnnnnnnnnnnnnnn | nnn.nn | |
| Lname Gen, Fname MName3 | nnnnnn | nnnnnn | nnnnnnnnn | F | A | mm/dd/yyyy | nnnn | nn | mm/dd/yyyy | nnnn | nnnnnnnnnnnnnnn | nnn.nn | nnn.nn |
| Lname Gen, Fname MName4 | nnnnnn | nnnnnn | nnnnnnnnn | M | A | mm/dd/yyyy | nnnn | nn | mm/dd/yyyy | nnnn | nnnnnnnnnnnnnnn | | |
| | | | | | | | nnnn | nn | mm/dd/yyyy | nnnn | nnnnnnnnnnnnnnn | nnn.nn | nnn.nn |
| | | | | | | | nnnn | nn | mm/dd/yyyy | nnnn | nnnnnnnnnnnnnnn | nnn.nn | nnn.nn |
| Lname Gen, Fname MName5 | nnnnnn | | nnnnnnnnn | M | A | mm/dd/yyyy | nnnn | nn | mm/dd/yyyy | nnnn | nnnnnnnnnnnnnnn | nnn.nn | nnn.nn |

# Question 3: True or False?

- True or False:
  - All students who earn an Industry-Based Certification should be reported with the PostSecondaryCertLicensureResult 02.

# Question 3: Answer

- For CCMR, the PostSecondaryCertLicensureResult reported includes 01 (IBC Earned). Reporting 01 (IBC earned) means all requirements are completed, including passing examinations and any additional requirements, per the certifying entity, to earn the IBC.
  - 01 (IBC Earned) is required for earning CCMR
- 02 (IBC Examination Passed) indicates that the student has passed the exam, but there are additional requirements that have not been completed to earn the certification.

# Accountability Tools to Support Accurate Submissions

# Accountability Tool: The CCMR Tracker

The CCMR Tracker Part I was released on April 2nd

- Includes all students enrolled in grades 9-12 on October 2025 snapshot
- Includes demographic information for students
- Lists every possible CCMR indicator and "yes" or "no" if the student has achieved that indicator

## NEW this year:

- 9-12 CTE Tab
- 9-12 IBC-CTE Combo Tab
- 2025 Grad and Non-Grad
  - CCMR
  - Grad and Non-Grad IBC
  - Grad and Non-Grad CTE
  - Grad and Non-Grad IBC-CTE Combo

## The CCMR Tracker contains lagging data

- Part I: TSDS PEIMS reported data through Fall 2025-26 Submission, TSIA results, and OnRamps completion through 24-25 school year
  - SAT, ACT, AP, IB and Level I/II certificates through the 23-24 school year
- Part II: to be released in summer
  - SAT, ACT, AP, IB, and Level I/II certificates updated through 24-25 school year

# Users can access the CCMR Tracker through TEAL

Texas Education Agency

## The CCMR Tracker is shared through the My TEA Login (TEAL) Accountability application

**You can request a TEAL account through the TEAL Help Desk!**

***The CCMR Tracker can also be downloaded and shared!***

# The CCMR Tracker is updated this year to support with IBC tracking

**Using embedded filters, users can answer three big questions that ultimately answer whether the student met CCMR Requirements for Industry-Based Certifications**

### Did the Student Earn an IBC?

| IBC Title | IBC Code | Licensure Result | Program of Study Code | Program of Study Title |
|---|---|---|---|---|
| Autodesk Associate (Certified User) AutoCAD | 939 | 01 | 006 | Architectural Drafting and Design |
| | | | 022 | Engineering Foundations |
| | | | 069 | Mechanical and Aerospace Engineering |
| | | | 070 | Electrical Engineering |
| | | | 071 | Civil Engineering |

**Yes**

- The IBC code is for a current IBC
- The Licensure Result is 01, meaning credit was earned

### Did the student earn a CTE status of Completer in any Program of Study?

| Program of Study Code | Program of Study Title | CTE Status |
|---|---|---|
| 002 | Advanced Manufacturing and Machinery Mechanics | Concentrator (6) |
| 022 | Engineering Foundations | Completer (7) |
| 049 | Renewable Energy | Concentrator (7) |

**Yes**

- The student is a Completer in one program of study

### Do any of the IBC's aligned Program of Study match a Program of Study with a CTE status of Completer?

| IBC Title | IBC Code | Licensure Result | Program of Study Code | Program of Study Title | CTE Status |
|---|---|---|---|---|---|
| Autodesk Associate (Certified User) AutoCAD | 939 | 01 | 006 | Architectural Drafting and Design | -- |
| | | | 022 | Engineering Foundations | Completer (7) |
| | | | 069 | Mechanical and Aerospace Engineering | -- |
| | | | 070 | Electrical Engineering | -- |
| | | | 071 | Civil Engineering | -- |

**Yes**

- IBC 939 was earned and aligns with POS 022
- The student has a CTE status of Completer in POS 022
- IBC 939 counts for CCMR Credit

**This feature can be used to quickly spot:**

- Which students need to earn an IBC
  - 9-12 IBC Tab
  - Grad and Non-Grad IBC Tab*
- Which students need additional courses to be a completer
  - 9-12 CTE Tab
  - Grad and Non-Grad CTE Tab*
- Which students have earned an IBC and are completers in an aligned program of study
  - 9-12 IBC-CTE Combo Tab
  - Grad and Non-Grad IBC-CTE Combo tab*

*Grad and Non-Grad tabs can be used to ensure data accuracy for 2026 accountability ratings

# Multiple explanatory resources are available to support in using the CCMR Tracker, Part I

2 videos to learn how to navigate the new feature PLUS the methodology and sources document are available on PR Resources and linked in TEAL

## New Items

- How to Use the 2026 CCMR Tracker - Part I Dashboard Application Tool (April 10, 2026) YouTube Video
  Shows how to navigate the dashboard to filter and export customized data to monitor progress toward CCMR.
- How to Use the 2026 CCMR Tracker- Part I Tool (April 9, 2026) YouTube Video
  Shows how to use the new tracker features to support planning and monitoring of student progress toward CCMR.
- 2026 Interpreting CCMR Tracker Methodology and Sources Part I (April 2, 2026) PDF
  Explains the data sources, timelines, and calculation methodology used in the CCMR Tracker Part I.

**2026 College, Career, and Military Readiness (CCMR) Tracker Part I**

| Tab | Field | Explanation/Values |
|---|---|---|
| 09-12 CCMR Grad & Non-Grad | SAT Math High Score | Highest score obtained on the SAT Math test |
| 09-12 CCMR Grad & Non-Grad | SAT Math Test Date | Test date of the highest score obtained on the SAT Math test |
| 09-12 CCMR Grad & Non-Grad | SAT Super Score | Super total score from the SAT test |
| 09-12 CCMR Grad & Non-Grad | College Prep Math | Has the student met the Math TSI criteria by earning credit for a Math College Prep course?<br>• Yes<br>• No<br>• (blank) No data |
| 09-12 CCMR Grad & Non-Grad | College Prep Math Grade | The highest grade level reported during the school year when the Math College Prep course was taken |
| 09-12 CCMR Grad & Non-Grad | AP/IB | Has the student earned a score of 3 or more for an AP examination or 4 or more for an IB examination?<br>• Yes<br>• No<br>• (blank) No data |
| 09-12 CCMR Grad & Non-Grad | Dual Credit | Has the student earned at least three credit hours in ELA/Reading or Math, or at least nine credit hours in any subject?<br>• Yes<br>• No<br>• (blank) No data |
| 09-12 CCMR Grad & Non-Grad | Associate Degree | Has the student earned an associate degree?<br>• Yes<br>• No |
| 09-12 CCMR Grad & Non-Grad | OnRamps | Has the student completed an OnRamps course and qualified for at least three hours of college credit in any subject area?<br>• Yes<br>• No<br>• (blank) No data |

Texas Education Agency | Analytics, Assessment, and Reporting | Performance Reporting 7 of 14

The methodology and sources document explains, column by column, what questions are answered and what data is included

# The CCMR Tracker can be used to verify internal data

**The CCMR Tracker is intended to give a preview of what data will be used in accountability ratings, based on the data the agency has**

What if the data does not align with our internal records?

- First be sure it's not because of lagging data.
  - If you have ACT scores from Fall 2025, that will not show up in the CCMR tracker until next year
  - Remember that many indicators will be updated again with CCMR Tracker Part II (summer)
- Once you have confirmed dates, and an internal indicator does not match what is in the tracker
  - Make note of it!
  - Begin collecting documentation

- If the error is non-PEIMS related (i.e., OnRamps) and is on the grads and non-grads tab, you can submit documentation to correct the error as part of the CCMR verifier process
  - The CCMR verifier will be released in early June
  - The CCMR verifier reflects data for students that are included in accountability for 2026 (2025 annual grads or 12th graders)

Included in Academic Accountability Data Sources

**Non-TSDS PEIMS CCMR Indicators and Data Sources:**

| Indicator | Data Source (Non-TSDS PEIMS) |
|---|---|
| Onramps | Onramps Program>PR |
| AP | College Board>Research>PR |
| IB | IB>Research>PR |
| SAT | College Board>Research>PR |
| ACT | ACT>Research>PR |
| TSIA | College Board>THECB>Research>PR |
| Level I & Level II Certificates | THECB>Research>PR |
| Military Readiness | DOD>PR |

# In alignment with House Bill 8, PEIMS errors for 2026 accountability and beyond can also be corrected

If the error is related to PEIMS (i.e., an IBC was miscoded) your district can submit a PEIMS Working Submission

- PEIMS Working Submission Guidance

Working Submissions must be processed by the end of the CCMR Verifier Window on June 26, 2026

**It is strongly recommended that complete Working Submissions with correct reports are sent by June 12, 2026.**

**Submissions initiated after this date may not be processed in time for 2026 accountability ratings if sent incomplete**

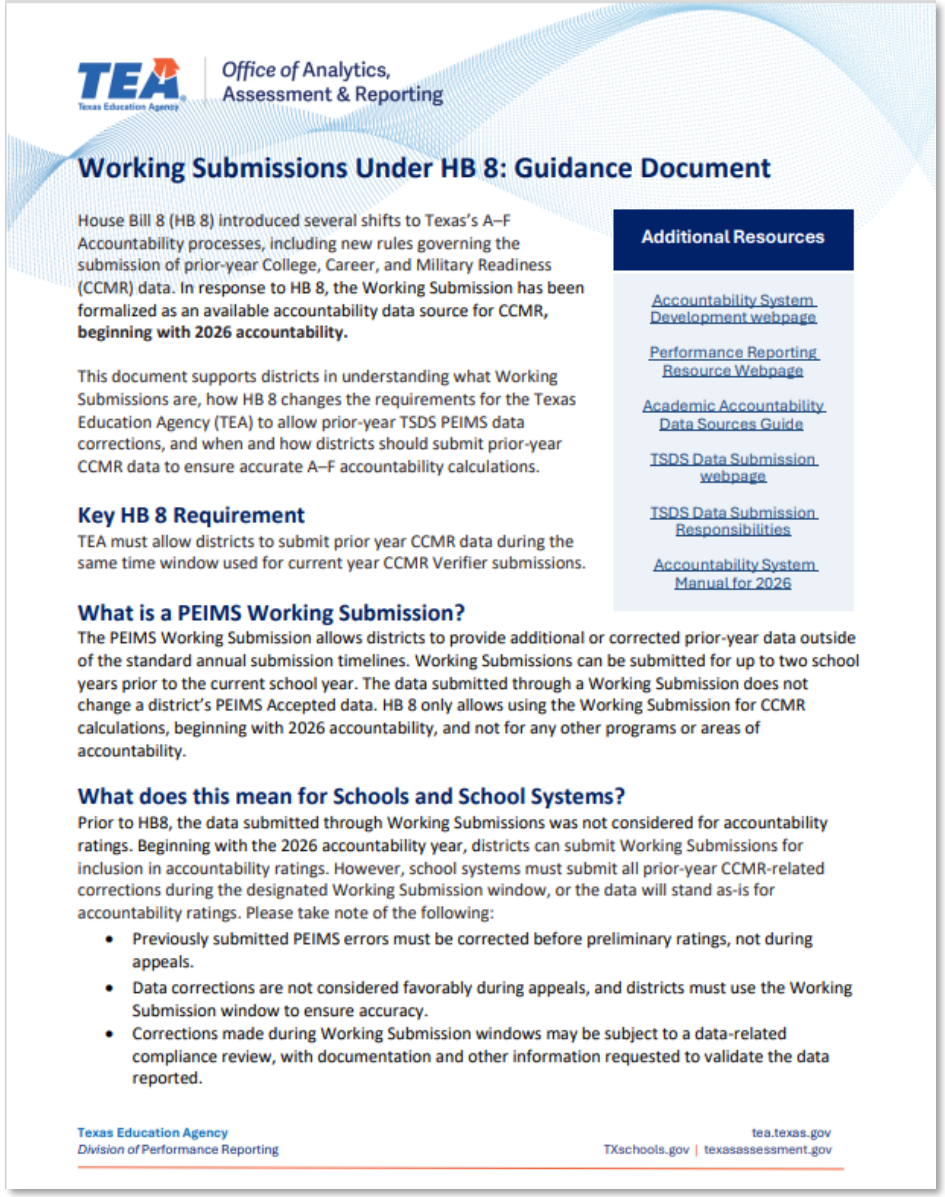

TEA Texas Education Agency | *Office of* Analytics, Assessment & Reporting

## Working Submissions Under HB 8: Guidance Document

House Bill 8 (HB 8) introduced several shifts to Texas's A–F Accountability processes, including new rules governing the submission of prior-year College, Career, and Military Readiness (CCMR) data. In response to HB 8, the Working Submission has been formalized as an available accountability data source for CCMR, **beginning with 2026 accountability.**

This document supports districts in understanding what Working Submissions are, how HB 8 changes the requirements for the Texas Education Agency (TEA) to allow prior-year TSDS PEIMS data corrections, and when and how districts should submit prior-year CCMR data to ensure accurate A–F accountability calculations.

**Additional Resources**

- Accountability System Development webpage
- Performance Reporting Resource Webpage
- Academic Accountability Data Sources Guide
- TSDS Data Submission webpage
- TSDS Data Submission Responsibilities
- Accountability System Manual for 2026

### Key HB 8 Requirement

TEA must allow districts to submit prior year CCMR data during the same time window used for current year CCMR Verifier submissions.

### What is a PEIMS Working Submission?

The PEIMS Working Submission allows districts to provide additional or corrected prior-year data outside of the standard annual submission timelines. Working Submissions can be submitted for up to two school years prior to the current school year. The data submitted through a Working Submission does not change a district's PEIMS Accepted data. HB 8 only allows using the Working Submission for CCMR calculations, beginning with 2026 accountability, and not for any other programs or areas of accountability.

### What does this mean for Schools and School Systems?

Prior to HB8, the data submitted through Working Submissions was not considered for accountability ratings. Beginning with the 2026 accountability year, districts can submit Working Submissions for inclusion in accountability ratings. However, school systems must submit all prior-year CCMR-related corrections during the designated Working Submission window, or the data will stand as-is for accountability ratings. Please take note of the following:

- Previously submitted PEIMS errors must be corrected before preliminary ratings, not during appeals.
- Data corrections are not considered favorably during appeals, and districts must use the Working Submission window to ensure accuracy.
- Corrections made during Working Submission windows may be subject to a data-related compliance review, with documentation and other information requested to validate the data reported.

Texas Education Agency
*Division of* Performance Reporting

tea.texas.gov
TXschools.gov | texasassessment.gov

# Incomplete Working Submissions are delaying processing

## Reminder!

The 2025 Grad and Non-Grad tabs on the CCMR Tracker, Part I were included to support timely completion of Working Submissions and PEIMS data will be an exact match to the CCMR Verifier

LEAs are encouraged to leverage this tool to cross-check SIS/internal records with submitted PEIMS data

### How to Submit a Working Submission

1. Log in to TSDS PEIMS, select the correct School Year, Submission, and Instance (Accepted and Working).
2. **Generate reports from the Accepted Submission** showing inaccurate or incomplete data.
3. Promote, validate, and verify updated data in the Working Submission.
4. **Generate matching reports from the Working Submission** showing accurate data. Only send reports displaying corrected data. Please send the same reports as generated for the Accepted Submission.
5. **The Superintendent shall submit an email with a signed letter and the reports** attached to Terri Hanson, Associate Commissioner, Customer Relationship Management and Data Standards Department, Office of Information Technology: terri.hanson@tea.texas.gov. The email should include the following:
    - Description of the error
    - Explanation of why it occurred
    - LEA's plan to prevent recurrence
    - PEIMS PDM Reports with corrected data

# Question 4: Using the IBC-CTE Combo Tab

A student is a current 12th grader (anticipated 2026 graduation) and has the following information on the "09-12 IBC-CTE Combo" tab on the CCMR Tracker

**As a high school administrator, what would be your next step?**

| IBC Cod | IBC Title | IBC Statu | IBC Ti | IBC Result Cod | IBC Result Descriptio | IBC Effective Date | PEIMS Submissio | Flag of PEIMS Working Submissio | Version of Approved IBC List | POS Cod | POS Title | CTE Statu | CTE Status Descriptio | School Year of Latest CTE Course Completion |
|---|---|---|---|---|---|---|---|---|---|---|---|---|---|---|
| | | | | | | | | | | 021 | Fire Science | 6 | Concentrator | 2024-2025 |
| 141 | ASE Entry-Level Automobile Brakes (BR) | Current | Tier 2 | 03 | Failed Exam | 04/17/2025 | 2024-25 Summer | | V3, V4 | 007 | Automotive and Collision Repair | 7 | Completer | 2024-2025 |
| 512 | Entrepreneurship and Small Business | Current | Tier 2 | 03 | Failed Exam | 05/21/2024 | 2023-24 Summer | | V3, V4 | | | | | |

A: No action required, the student is already CCMR for an IBC
B: Support the student in earning an IBC aligned with Automotive and Collision Repair program of study
C: Support the Student in earning Entrepreneurship and Small Business Certification

# Answer 4: Using the IBC-CTE Combo Tab

A student is a current 12th grader (anticipated 2026 graduation) and has the following information on the "09-12 IBC-CTE Combo" tab on the CCMR Tracker

## As a high school administrator, what would be your next step?

| IBC Cod | IBC Title | IBC Statu | IBC Ti | IBC Result Cod | IBC Result Descriptio | IBC Effective Date | PEIMS Submissio | Flag of PEIMS Working Submissio | Version of Approved IBC List | POS Cod | POS Title | CTE Statu | CTE Status Descriptio | School Year of Latest CTE Course Completion |
|---|---|---|---|---|---|---|---|---|---|---|---|---|---|---|
| | | | | | | | | | | 021 | Fire Science | 6 | Concentrator | 2024-2025 |
| 141 | ASE Entry-Level Automobile Brakes (BR) | Current | Tier 2 | 03 | Failed Exam | 04/17/2025 | 2024-25 Summer | | V3, V4 | 007 | Automotive and Collision Repair | 7 | Completer | 2024-2025 |
| 512 | Entrepreneurship and Small Business | Current | Tier 2 | 03 | Failed Exam | 05/21/2024 | 2023-24 Summer | | V3, V4 | | | | | |

A: No action required, the student is already CCMR

**B: Support the student in earning an IBC aligned with Automotive and Collision Repair program of study**

C: Support the Student in earning Entrepreneurship and Small Business Certification

The student is a completer in the Automotive and Collision Repair program of study, so support them in earning an aligned IBC.

# Question 5: Using the Grad and Non-Grad CCMR tab

A student is a 2025 graduate and is reported as not CCMR. However, the district has a report from College Board that the student earned a "3" on the AP Human Geography Exam

## As a high school administrator, what would be your next step?

| M | N | O | P | Q | R | S | T | U | BE | BF | BG | BH | BI | BJ |
|---|---|---|---|---|---|---|---|---|---|---|---|---|---|---|
| Special Ed Status | EB Status | Economically Disadvantaged | Foster Care | Homeless | Migrant | High Focus | Highly Mobile | CCMR Met | AP/IB | Dual Credit | Associate Degree | OnRamps | Special Ed Graduate with Advanced Diploma Plan | Industry Certification |
| Never | Former | Yes | No | No | No | Yes | No | No | | | No | | No | No |

A: No action required, the student is already CCMR for an IBC
B: Complete a PEIMS Working Submission
C: Upload verification during the CCMR verifier window
D: No action required, the student will not be reflected as a graduate earning CCMR

# Answer 5 : Using the Grad and Non-Grad CCMR tab

A student is a 2025 graduate and is reported as not CCMR. However, the district has a report from College Board that the student earned a "3" on the AP Human Geography Exam

## As a high school administrator, what would be your next step?

| M | N | O | P | Q | R | S | T | U | BE | BF | BG | BH | BI | BJ |
|---|---|---|---|---|---|---|---|---|---|---|---|---|---|---|
| Special Ed Status | EB Status | Economically Disadvantaged | Foster Care | Homeless | Migrant | High Focus | Highly Mobile | CCMR Met | AP/IB | Dual Credit | Associate Degree | OnRamps | Special Ed Graduate with Advanced Diploma Plan | Industry Certification |
| Never | Former | Yes | No | No | No | Yes | No | No | | | No | | No | No |

A: No action required, the student is already CCMR for an IBC
B: Complete a PEIMS Working Submission
**C: Upload verification during the CCMR verifier window**
D: No action required, the student will not be reflected as a graduate earning CCMR

The student met criteria on an AP exam and documentation can be uploaded during the CCMR verifier window for consideration in 2026 accountability rating calculations

# Question 6 : Using the Grad and Non-Grad Combo Tab

Four 2025 graduates, who **earned** IBCs, were mistakenly coded as "passed" rather than "earned."

## As a high school administrator, what would be your next step?

| Graduate/Non-Graduate Status | CCMR Credit via IB | IBC Cod | IBC Title | IBC Statu | IBC Ti | IBC Result Cod | IBC Result Descriptio | IBC Effective Date | PEIMS Submissio | Flag of PEIMS Working Submissio | Version of Approved IBC List | POS Cod | POS Title | CTE Statu | CTE Status Descriptio | School Year of Latest CTE Course Completion |
|---|---|---|---|---|---|---|---|---|---|---|---|---|---|---|---|---|
| Graduate | No | 511 | Educational Aide I | Current | Tier 2 | 02 | Passed Exam | 05/07/2025 | 2024-25 Summer | | V3 | 050 | Teaching and Training | 7 | Completer | 2024-2025 |
| Graduate | No | 761 | Non-Commissioned Security Officer Level II License | Current | Tier 3 | 02 | Passed Exam | 03/04/2025 | 2024-25 Summer | | V3 | 036 | Law Enforcement | 7 | Completer | 2024-2025 |
| Graduate | No | 511 | Educational Aide I | Current | Tier 2 | 02 | Passed Exam | 05/07/2025 | 2024-25 Summer | | V3 | 019 | Early Learning | 6 | Concentrator | 2024-2025 |
| Graduate | No | 511 | Educational Aide I | Current | Tier 2 | 02 | Passed Exam | 05/07/2025 | 2024-25 Summer | | V3 | 050 | Teaching and Training | 7 | Completer | 2024-2025 |

A: No action required, the graduates are already CCMR for an IBC
B: Complete a PEIMS Working Submission
C: Upload verification during the CCMR verifier window
D: No action required, the graduates will not be reflected as earning CCMR

# Answer 6: Using the Grad and Non-Grad Combo Tab

Four 2025 graduates, who earned IBCs, were mistakenly coded as "passed" rather than "earned."

## As a high school administrator, what would be your next step?

| Graduate/Non-Graduate Status | CCMR Credit via IB | IBC Cod | IBC Title | IBC Statu | IBC Ti | IBC Result Cod | IBC Result Descriptio | IBC Effective Date | PEIMS Submissio | Flag of PEIMS Working Submissio | Version of Approved IBC List | POS Cod | POS Title | CTE Statu | CTE Status Descriptio | School Year of Latest CTE Course Completion |
|---|---|---|---|---|---|---|---|---|---|---|---|---|---|---|---|---|
| Graduate | No | 511 | Educational Aide I | Current | Tier 2 | 02 | Passed Exam | 05/07/2025 | 2024-25 Summer | | V3 | 050 | Teaching and Training | 7 | Completer | 2024-2025 |
| Graduate | No | 761 | Non-Commissioned Security Officer Level II License | Current | Tier 3 | 02 | Passed Exam | 03/04/2025 | 2024-25 Summer | | V3 | 036 | Law Enforcement | 7 | Completer | 2024-2025 |
| Graduate | No | 511 | Educational Aide I | Current | Tier 2 | 02 | Passed Exam | 05/07/2025 | 2024-25 Summer | | V3 | 019 | Early Learning | 6 | Concentrator | 2024-2025 |
| Graduate | No | 511 | Educational Aide I | Current | Tier 2 | 02 | Passed Exam | 05/07/2025 | 2024-25 Summer | | V3 | 050 | Teaching and Training | 7 | Completer | 2024-2025 |

A: No action required, the graduates are already CCMR for an IBC

**B: Complete a PEIMS Working Submission**

C: Upload verification during the CCMR verifier window

D: No action required, the graduates will not be reflected as earning CCMR

The graduates are all concentrators or completers, which meet requirements for 2026 accountability. The PEIMS error can be corrected through a Working Submission to ensure all 4 grads are CCMR

# The Performance Reporting Resources website houses explanatory documents and resources to support in understanding your accountability ratings and student listings

## Performance Reporting Resources

### Performance Reporting Calendar of Events (April 2025 to December 2026, updated monthly)

- Performance Reporting Calendar of Events (April 9, 2026) PDF
  Printable pages of the calendar highlighting key Performance Reporting dates and dead
- Performance Reporting Calendar of Events (April 9, 2026) XLSX Spreadsheet
  Spreadsheet version of the calendar for local planning use and customization
- Performance Reporting Calendar of Events (April 9, 2026) ICS
  Digital calendar file to add key Performance Reporting dates from early May 2026 direct
  calendar. To add the events to your calendar application (e.g., Outlook), download the Z
  file, and follow the prompts on your screen

The PR Calendar of Events includes important releases and deadlines

### PEIMS Resources

- PEIMS Student Demographic Listing and TIDE Webinar Slide Deck (March 26, 2026) PDF
- PEIMS Student Demographics Listing and TIDE Webinar Recording (March 26, 2026) YouTube video
- PEIMS Working Submissions Guidance Document (2/19/2026) PDF
  This document supports districts in understanding what Working Submissions are and provides additional guidance on submitting a Working Submission.
- PEIMS and Accountability Best Practices for Fall Resubmission Webinar Slide Deck (January 7, 2026) PDF
- PEIMS and Accountability Best Practices for Fall Resubmission Webinar Recording (January 7, 2026)
- Academic Accountability Data Sources Guide (December 5, 2025) PDF
  Outlines the 2025-26 and 2026-27 Texas Student Data Systems (TSDS) Public
  Management System (PEIMS) data sources and accepted values for College, (
  (CCMR) indicators used in A-F Accountability, along with special consideration
  Certifications.
- 2025-26 Academic Accountability Data Sources / PEIMS Fall Submission (Sept
- 2024-2025 PEIMS Summer Submission Reports (June 17, 2025)
- 2024-25 Academic Accountability Data Sources / PEIMS Summer Submission
- 2024-25 Academic Accountability Data- PEIMS Extended Year Submission

PEIMS Resources will include resources specific to PEIMS and the impact on accountability

### CCMR Resources

- 2026 Interpreting CCMR Tracker Methodology and Sources Part I (April 2, 2026) PDF
  Explains the data sources, timelines, and calculation methodology used in the CCMR Tracker Part I.
- 2024 Annual Graduates CCMR Outcomes Bonus Early Counts by District (August 28, 2025)
- 2024 Annual Graduates CCMR OB Early Counts: Explanation of Methodology and Sources (August 28, 2025)
- 2025-2030 IBC List for Public School Accountability (October 31, 2025) PDF
  List of the 2025-2030 Industry Based Certifications for Public School Accountability
- 2025 CCMR Tracker Part II- One Pager (July 24, 2025) PDF
  Overview of CCMR Tracker purpose, indicators, and data reported in parts I and II
- 2025 CCMR Tracker Part II- Interpreting Methodology and Sources (July 24, 2025) PDF
  An in depth guide to support users in interpreting data available in the CCMR Tracker Part II
- CCMR Verifier One-Pager (May 29, 2025)
- 2025 CCMR Verifier Data Requirer
- 2024 CCMR Verifier Video (May
  The 2024 video is applicable for th
- Final 2023 Annual Graduates CCM
- 2023 CCMR OB Final Explanation

CCMR Resources will include any explanatory documents or resources specific to CCMR reports

# The most up to date resources can be found at the top of each section with an explanation of its intended use

## Performance Reporting Resources

### Performance Reporting Calendar of Events (April 2025 to December 2026, updated monthly)

- Performance Reporting Calendar of Events (April 9, 2026) PDF
  Printable pages of the calendar highlighting key Performance Reporting dates and dead
- Performance Reporting Calendar of Events (April 9, 2026) XLSX Spreadsheet
  Spreadsheet version of the calendar for local planning use and customization
- Performance Reporting Calendar of Events (April 9, 2026) ICS
  Digital calendar file to add key Performance Reporting dates from early May 2026 direct
  calendar. To add the events to your calendar application (e.g., Outlook), download the Z
  file, and follow the prompts on your screen

The PR Calendar of Events includes important releases and deadline

### CCMR Resources

### PEIMS Resources

- PEIMS Student Demographic Listing and TIDE Webinar Slide Deck (March 26, 2026) PDF
- PEIMS Student Demographics Listing and TIDE Webinar Recording (March 26, 2026) YouTube video
- PEIMS Working Submissions Guidance Document (2/19/2026) PDF
  This document supports districts in understanding what Working Submissions are and provides additional guidance on submitting a Working Submission.
- PEIMS and Accountability Best Practices for Fall Resubmission Webinar Slide Deck (January 7, 2026) PDF
- PEIMS and Accountability Best Practices for Fall Resubmission Webinar Recording (January 7, 2026)
- Academic Accountability Data Sources Guide (December 5, 2025) PDF
  Outlines the 2025-26 and 2026-27 Texas Student Data Systems (TSDS) Public
  Management System (PEIMS) data sources and accepted values for College, (
  (CCMR) indicators used in A-F Accountability, along with special consideration
  Certifications.
- 2025-26 Academic Accountability Data Sources / PEIMS Fall Submission (Sept
- 2024-2025 PEIMS Summer Submission Reports (June 17, 2025)
- 2024-25 Academic Accountability Data Sources / PEIMS Summer Submission
- 2024-25 Academic Accountability Data- PEIMS Extended Year Submission

PEIMS Resource include resourc to PEIMS and th accountability

Navigating PR Resources:

- The most recent resources will be listed at the top of the section and in the "New Items"
- As a new version is released, we will archive the previous version
  - For example, the *2025 CCMR Tracker Methodology and Sources Part I* document was archived when we released the 2026 version
- Each resource includes
  - The type of resource
  - The date it was uploaded or updated
  - A brief explanation of the "use case"

# PR also documents outgoing communications, which is faster than hunting for an email!

Performance Reporting Resources

## Performance Reporting Communications

| | |
|---|---|
| Performance Reporting Weekly Bulletins | + |
| To the Administrator Addressed Correspondence | |

Previously released communications are also documented on PR Resources, for when you need to refer back

# Each accountability year also has an "Accountability Manual" page and an "Accountability Rating System" page

Texas Education Agency

Home / Texas Schools / Accountability / Academic Accountability / Performance Reporting

## 2026 Accountability Manual

### Accountability Manual & Appendices for 2026 Ratings

The final Accountability Rating System Manual for 2026 Accountability Ratings is now available. Chapters 1-12 have been adopted. The Summary of Changes document explains the changes that were made from the proposed manual and the final, adopted manual. These changes reflect public comment.

All files are PDFs

- Full 2026 Accountability Manual (June 26, 2025)
- 2026 Accountability Ratings Appeals Process and Timeline

**By Chapter**

- Chapter 01 — Accountability Overview
- Chapter 02 — Student Achievement Domain
- Chapter 03 — School Progress Domain
- Chapter 04 — Closing the Gaps Domain
- Chapter 05 — Calculating Ratings
- Chapter 06 — Distinction Designations
- Chapter 07 — Other Accountability System Processes
- Chapter 08 — Appealing the Ratings
- Chapter 09 — Responsibilities and Consequences
- Chapter 10 — Identification of Schools for Improvement
- Chapter 11 — Local Accountability Systems
- Chapter 12 — Results Driven Accountability (RDA)
- Chapter 13 — Accountability Calendar
- Appendix A — Acknowledgements
- Appendix B — ESC Contacts
- Appendix C — Statutory References
- Appendix D — Accountability Glossary
- Appendix E — School Types and Campus Comparison Groups
- Appendix F — Public and Confidential Reports
- Appendix G — Inclusion or Exclusion of Data
- Appendix H — Data Sources
- Appendix I — Scaling Resources

**Related Content**

- 2027 Accountability Manual
- 2025 Accountability Manual
- 2026 Accountability Rating System
- Performance Reporting Resources

The Manual page for each accountability year includes the adopted manual and all appendices

## 2026 Accountability Rating System

The 2026 Accountability System materials and resources will be available on this page as they are released.

### 2026 Accountability Manual

The Accountability System Manual for 2026 Ratings was filed June 9, 2025, with an effective date of June 29, 2025.

### Explanatory Materials and Resources

- 2025 TELPAS Composite Overview (April 15, 2026) PDF
  Explains how 2025 TELPAS composite scores are used as prior-year data in Domain 3 and how campus-level composite data establishes baseline results for Progress in English Language Proficiency.
- How to Use the 2026 CCMR Tracker - Part I Dashboard Application Tool (April 10, 2026) YouTube Video
  Shows how to navigate the dashboard to filter and export customized data to monitor data-informed progress toward CCMR.
- How to Use the 2026 CCMR Tracker- Part I Tool (April 9, 2026) YouTube Video
  Shows how to use the new tracker features to support planning and monitoring of student progress toward CCMR.
- 2026 Interpreting CCMR Tracker Methodology and Sources Part I (April 2, 2026) PDF
  Explains the data sources, timelines, and calculation methodology used in the CCMR Tracker Part I.
- 2026 PEIMS Student Demographic Listing: Explanation of Methodology and Sources (March 6, 2026) PDF
  Explanation of the methodology and data sources used for the 2026 PEIMS Student Dem
- 2026 AEA Registration Criteria (March 3, 2026) PDF
  List of the thirteen criteria required to register for alternative education accountability (A
- 2026 Dropout Recovery School (DRS) Application Guidelines (March 3, 2026) PDF
  Guidelines for the dropout recovery school (DRS) application for AEA at eligible campuse
- 2026 Inclusion of SAT/ACT Accelerated Testers Methodology (November 19, 2025) PD
  Overview of how SAT and ACT results for accelerated testers are applied in 2026 account
- 2025 and 2026 A-F Accountability Manual Updates (March 27, 2025) PDF
  Details on the final 2025 and proposed 2026 accountability system updates.
- 2026 Academic Accountability System Framework (July 7, 2025) PDF
  2026 accountability system with a summary of key adopted rules to be i

Accountability Overview and Update (July 7, 2025) PDF
ary of the accountability system.

**Related Content**

- 2026 Accountability Manual
- 2027 Accountability Manual
- 2027 Accountability Rating System
- 2025 Accountability Rating System
- 2028 Accountability System Development
- Performance Reporting Resources
- A-F Accountability FAQs
- TEAL Accountability Application Request

**Contact Information**

**Division of Performance Reporting**
For questions or support related to Performance Reporting, please submit a request through the Performance Reporting Help Desk.

View answers to frequently asked questions, copies of presentations and district communications on our Performance Reporting Resources page.

For Education Service Center (ESC) regional support, please contact the appropriate specialist in our list of ESC Accountability Contacts.

The Accountability Rating System page includes all resources specific to that accountability year, along with accountability lists and summary reports

The manual and rating system webpages are not archived, and materials will be available in future years for reference

# Additional Tools are Coming Soon!

Texas Education Agency

**The CCMR Verifier will be open in TEAL on June 4th**

**The CCMR Tracker Part II (grades 9-12) will be available in TEAL in late July**

## REMINDERS!

### CCMR Resources

- 2026 Interpreting CCMR Tracker Methodology and Sources Part I (April 2, 2026) PDF
  Explains the data sources, timelines, and calculation methodology used in the CCMR Tracker Part I.
- 2024 Annual Graduates CCMR Outcomes Bonus Early Counts by District (August 28, 2025)
- 2024 Annual Graduates CCMR OB Early Counts: Explanation of Methodology and Sources (August 28, 2025)
- 2025-2030 IBC List for Public School Accountability (October 31, 2025) PDF
  List of the 2025-2030 Industry Based Certifications for Public School Accountability
- 2025 CCMR Tracker Part II- One Pager (July 24, 2025) PDF
  Overview of CCMR Tracker purpose, indicators, and data reported in parts I and II
- 2025 CCMR Tracker Part II- Interpreting Methodology and Sources (July 24, 2025) PDF
  An in depth guide to support users in interpreting data available in the CCMR Tracker Part II
- CCMR Verifier One-Pager (May 29, 2025)
- 2025 CCMR Verifier Data Requirements (May 29, 2025)
- 2024 CCMR Verifier Video (May 29, 2
  The 2024 video is applicable for the 202
- Final 2023 Annual Graduates CCMR OB
- 2023 CCMR OB Final Explanation of Me

Explanatory documents will be found on the PR Resources and the 2026 Accountability Rating System webpages

### Performance Reporting Calendar of Events (April 2025 to December 2026, updated monthly)

- Performance Reporting Calendar of Events (April 9, 2026) PDF
  Printable pages of the calendar highlighting key Performance Reporting dates and deadlines
- Performance Reporting Calendar of Events (April 9, 2026) XLSX Spreadsheet
  Spreadsheet version of the calendar for local planning use and customization
- Performance Reporting Calendar of Events (April 9, 2026) ICS
  Digital calendar file to add key Performance Reporting dates
  calendar. To add the events to your calendar application (e.g
  file, and follow the prompts on your screen

As dates are finalized, they will be shared in the PR Calendar of Events

Updates and releases are shared in the Performance Reporting Bulletin

- Released every Friday at 9am
- Subscribe to the PR Bulletin

# One of Performance Reporting's goals is to improve trust and confidence in accountability tools

Suggested Enhancements to Performance Reporting's Products and Processes

Use this link to let us know how we can improve our products or to recommend new products that would support your analysis and planning!

# PEIMS Leaver Changes

# LEVERS AND GRADUATES IN PEIMS

- Effective beginning in the 2025-2026 school year, current-year leaver and graduation data will be reported in both the:
  - PEIMS Summer Submission.
  - PEIMS Extended Year Submission.
- TEA has updated both submissions to include all necessary data for determining leaver and graduate status.

# LEVERS AND GRADUATES IN PEIMS

- TEA will promote all school system leaver and graduate information in each submission and resubmission (PEIMS Summer and Extended Year). This will allow school systems to make changes as needed and for TEA to have updated information in each submission and resubmission.
- The promoted data comes from the school system's Individual Operational Data Store (IODS).
- Final leaver and graduate reporting will be based on the Extended Year Resubmission, or the last completed Submission or Resubmission by the school system.

# PEIMS Summer Submission Reports

## Standard Reports

The core group of PEIMS reports. Availability: These reports are available at any time and reflect the current state of the data.

Leaver

*Hide Reports List*

| Report # | Report Name | XLS | | PDF | | CSV | |
|---|---|---|---|---|---|---|---|
| | | Status | Run | Status | Run | Status | Run |
| PDM3-124-001 | Dropout Students by Gender, Ethnicity, and Grade | | | | | | |
| PDM3-124-002 | Dropout Roster | | | | | | |
| PDM3-124-003 | Graduates by Gender, Ethnicity, and Graduation Type | | | | | | |
| PDM3-124-004 | School Leaver Roster | | | | | | |
| PDM3-124-005 | School Leaver Summary | | | | | | |
| PDM3-124-006 | Non-Dropout Non-Graduate Leaver Roster | | | | | | |
| PDM3-124-007 | Graduate Roster by Graduation Type | | | | | | |

- PEIMS Extended Year Submission reports should be available May 15, 2026.

# STATEMENT OF APPROVAL (SOA) REPORT

Texas Education Agency
PDM3-231-002
vnn.n.n

TSDS PEIMS PERCENTAGE OF CHANGE FROM PREVIOUS YEAR
LEA-level Data
Campuses: All Campuses
2025-2026 Summer First Submission Instance

Monday 12/8/2025 2:41PM
Page n of n

LEA: nnnnnn - DistrictName1

**Leavers & Graduates Summary**

| Student Status | Previous Year | Current Year | % Change | Compared to Prev Year |
|---|---|---|---|---|
| Graduates | 2,605 | 2,536 | -3% | Decrease |
| Dropouts | 1,649 | 1,714 | 4% | Increase |
| All Other Leavers | 693 | 385 | -44% | Decrease |

**Exit Withdraw Type**

| Program Indicator | Previous Year | Current Year | % Change | Compared to Prev Year |
|---|---|---|---|---|
| 01-Graduated From A Campus In This District Or Charter | 774 | 275 | -64% | Decrease |
| 89-Incarcerated in state jail or federal penitentiary as an adult | 693 | 385 | -44% | Decrease |
| 98-Other | 231 | 249 | 8% | Increase |

**Diploma Type**

| Program Indicator | Previous Year | Current Year | % Change | Compared to Prev Year |
|---|---|---|---|---|
| 34-Foundation High School Program | 472 | 426 | -10% | Decrease |
| 40-Texas First Early High School Completion Program | 40 | 65 | 63% | Increase |

**IGC Graduate**

| Program Indicator | Previous Year | Current Year | % Change | Compared to Prev Year |
|---|---|---|---|---|

***No Data to Report***

# Closing

# Big ideas we hope you are taking away

- Accurate PEIMS submissions are critical for accurate accountability ratings
  - TEA cannot see into our SIS- it's what's in PEIMS that counts!
- In the Summer Submission, there are multiple data submissions that impact accountability ratings
- We have until July 16th to review our initial submission and make corrections
- Multiple resources are available to support understanding our CCMR data
- Our most successful districts review these reports as a T.E.A.M
  - Together Everyone Achieves More

Texas Education Agency

# Thank you

We appreciate your feedback!

Please let us know how we did so we can improve future training opportunities

https://bit.ly/PRandPEIMSfeedback

Scan for Quick Survey

# A range of upcoming trainings are available to support understanding of both the current accountability system and proposed changes for the 2028 Refresh

| Training Date | Details | How to Access |
|---|---|---|
| May 11th and 18th from 4pm-5pm | Assessment Development Process Webinar<br>• This session will cover the assessment development process, highlighting when and how educators can participate in the process | May 11th Registration - Zoom<br>May 18th Registration- Zoom |
| May 12th at 10am and May 14th at 2pm | Planning for CCMR Weighting: Considerations for 2026–27 and Future Cohorts Webinar<br>• District and campus leaders are encouraged to attend this upcoming session on CCMR weighting implementation. The webinar will outline key milestones, clarify the timeline for future cohorts, and provide actionable planning guidance to support strong, forward-looking decision-making. Participation ensures alignment across teams and strengthens readiness efforts for the 2026–27 incoming freshman class and beyond. | May 12th Registration- Zoom<br>May 14th Registration- Zoom |
| June 18, 2026 at 10am | Accountability Tools Webinar: Preparing to Understand and Leverage your 2026 Accountability Reports | Webinar Registration - Zoom |
| July 29, 2026 at 10am | PEIMS + Accountability: Preparing for the Extended Year PEIMS Submission | Webinar Registration - Zoom |

# Recorded webinars and resources are also available to begin internalizing the 2028 refresh

| Training Date | Details | How to Access |
|---|---|---|
| Fall 2025 | Fall Refresh Roadshow: Organized by domain, four 1-hour deep dives into preliminary refresh proposals | Fall Refresh Roadshow Decks and Recordings |
| March 26, 2026 | March 2026 Superintendent Call: Differential Weighting of CCMR | Superintendent Call Materials |
| March 31, 2026 | Differential Weighting of CCMR: A 1-hour deep dive into the two distinct methodologies for CCMR in the 2028 framework | College, Career, and Military Readiness (CCMR) for 2031 Accountability Webinar Recording<br><br>College, Career, and Military Readiness (CCMR) for 2031 Accountability Webinar Slide Deck |
| April 7th and 9th, 2026 | The Updated Framework: A 1-hour deep dive into updates to the framework due to legislative updates and stakeholder feedback | Updated 2028 *A-F* Refresh Framework Webinar Recording<br>Updated 2028 *A-F* Refresh Framework Webinar Slide Deck |

# If you need additional support…

| Accessing Reports or TSDS systems, other system- based challenges | Reviewing Reports, Pinpointing Errors, or Making Corrections | Understanding the relationship between PEIMS data and accountability ratings | College, Career, Military Programming |
|---|---|---|---|
| TSDS<br><br>• **TSDS Customer Support** – TSDSCustomerSupport@tea.texas.gov<br>• **PEIMS Help Desk**– TSDS PEIMS Support | ESCs<br><br>Your ESC is a tremendous resource!<br><br>If you are not sure who to contact first, general ESC Contact information is a great place to start | Performance Reporting<br><br>Help Desk Ticket: Performance Reporting Help Desk | CCMP<br><br>Send an email: CTE@tea.texas.gov |